

义务教育教科书



义务教育教科书

ENGLISH

英语

(一年级起点)

英语 (一年级起点)

五年级上册

五年级上册



绿色印刷产品



ISBN 978-7-5434-9838-9
9 787543 498389

定价：4.90 元

全国价格举报电话：12315

河北教育出版社

河北教育出版社

义务教育教科书

ENGLISH

英语

(一年级起点)

五年级上册

[中国] 河北教育出版社
[加拿大] DC加拿大国际交流中心 合作编写



河北教育出版社

致同学

亲爱的同学们，欢迎大家进入五年级！

这一学期，李明和妈妈还有丹尼、詹妮制定了去北京旅行的计划，他们经历了一次快乐的旅行！


你们想知道李明、丹尼和詹妮是怎样计划这次旅行的吗？

你们想知道他们参观天安门、故宫，登长城时发生了什么吗？

你们想知道他们是怎样与家人和朋友联系的吗？

你们想知道他们是怎样向家人和朋友介绍这次旅行中的趣事吗？那就开始这学期的学习吧！

同学们，这学期你们将学习用英语描述正在发生的事情和过去发生的事情，这些语句中有什么变化，有哪些规律呢？在学习中，你们要注意比较，认真思考，发现其中的规律。这样，你们就会更高效地掌握更多的知识。相信你们一定能学得很好！



CONTENTS



Unit 1 A Trip to Beijing1

Unit 2 In Beijing17

Unit 3 Writing Home 33

Unit 4 Did You Have a Nice Trip?.. 49

Word List 65

Vocabulary 68



UNIT 1

Lessons 1~6

A Trip to Beijing





Lesson 1 May I Go to Beijing?

1 Let's go on a trip!



2 May I go to Beijing?



Lesson 2 May I Invite Jenny and Danny?

1 Mom, please!

Li Ming: Mom, may I invite Jenny and Danny to come on our trip to Beijing?

Mrs. Li: I don't know. They live in Canada. Canada is far from China.

Li Ming: Please, Mom? Please talk to Mrs. Smith.

Mrs. Li: Okay, Li Ming.



Mrs. Li: Hello? Mrs. Smith? This is Mrs. Li. My son and I are going on a trip to Beijing. Can Jenny and Danny come?

Jenny: Oh please, Mom? Please! Please!

Mrs. Smith: That's wonderful, Mrs. Li! Yes, Jenny can come. I can talk to Danny's mother.

Mrs. Li: Thank you, Mrs. Smith.

Mrs. Smith: When do you leave for Beijing?

Mrs. Li: We leave on August 1 in the morning.

Mrs. Smith: When do you arrive in Beijing?

Mrs. Li: In the afternoon on August 1.

Mrs. Smith: Okay!



2 Let's play!

Jenny's mother calls Danny's mother. What do they say?

Hello. This is Mrs. Smith. May I speak to Danny's mother?...





Hello. This is Danny's mother...



3 Let's do it!

Look and talk.



Steven: Hello. This is Steven. May I speak to Danny?

Danny: This is Danny.

Steven: Do you want to go to the cinema with me?

Danny: Okay. When will we go?

Steven: At 6:00 in the evening.


Danny: Okay. See you then.

Steven: Bye.



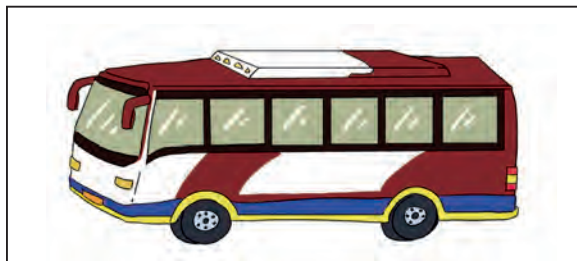
Lesson 3 How Can We Get to Beijing?

① Fast or slow?



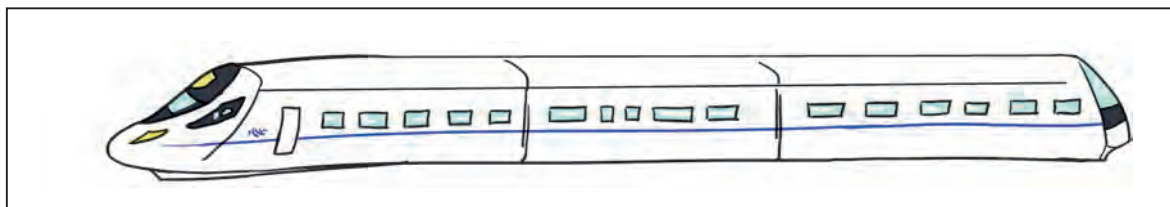
This is a plane.
A plane is fast.

FAST





This is a bus.
A bus is slow.


slow



This is a train. Many people like to travel by train.

② Let's go by train!

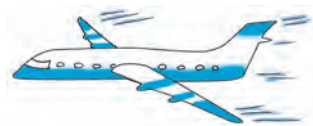




3 Let's sing!



*A plane is fast.
A bus is slow.
Let's take a plane.
That is how I want to go!*



*A plane is fast,
But let's take a bus.
A bus is slow,
But it doesn't cost as much!*



*Please, not a bus!
Let's take a train!
It's faster than a bus,
And it's cheaper than a plane!*



*A train's just right!
Oh hooray, Li Ming!
We can take a train,
On our trip to Beijing!*



Lesson 4 Jenny and Danny Arrive

1 Leaving and arriving



Danny and Jenny leave Canada on July 27.



They arrive in Shijiazhuang on July 28. They are very happy to see Li Ming.



They stay with Li Ming's family for four days. They have fun together in Shijiazhuang.

2 The plan for our trip

We will take a train to Beijing.

Let's make a plan.



Monday

We leave Shijiazhuang and arrive in Beijing.

Tuesday

We go to Tian'anmen Square.

Wednesday

We go to the Palace Museum.

Thursday

We go to the Great Wall.

Friday

We go shopping.

Saturday

We leave Beijing and arrive in Shijiazhuang.

3 Letters and sounds

ow

know

slow

snow

show

ai

train

rain

wait

email

ck

ticket

jacket

black

duck

• Try to read •

Tongue Twisters

1. A snow blower blows the snow for a show.
2. He wears a black jacket to buy a basketball ticket.



Lesson 5 What Do We Need for the Trip?

1 Are we ready?

We go to Beijing by train.



Are we ready?



No.



We need train tickets from Shijiazhuang to Beijing.



1



I need an umbrella.

2





I need a map of Beijing.

3



I need a jacket and some socks.

2 I like these trousers



3 Let's chant!

*This is near,
That is far.
This is my ear,
That is a star.*



*I have these,
You have those.
These are my knees,
Those are your toes.*



*This, that, these, those.
Near, far, now we know!*

Lesson 6 Danny Is Lost!



Story time

1




Jenny, Danny, Li Ming and Mrs. Li are going on a trip to Beijing. Mr. Li drives them to the train station.

2




Li Ming buys the tickets.

3




Then they go to the train. Mr. Li says goodbye to them. "Danny? Oh no!" says Jenny. "I can't find Danny! Danny is lost!"

4



Mr. Li looks for Danny in the train station. "Danny! Danny! Where are you, Danny?" he calls. There is Danny! He is buying fruit.

5




Mr. Li says, “Danny! There you are! What are you doing?”
 “Hi Mr. Li!” says Danny. “Do you like these bananas or those bananas?”

6



“Danny! You don’t have time to buy bananas,” says Mr. Li. “The train is leaving!”

7



Danny runs to the train.

8



Danny jumps on the train. Jenny says, “There you are, Danny!”

station 车站 worry 担心 forget 忘记

Think and Act

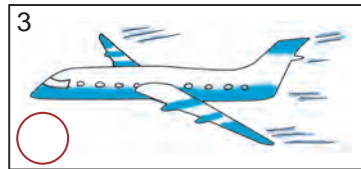

- Who is going to Beijing?
- What happens to Danny?
- Act out the story.



Unit 1 Review

1 Listen and draw

Draw 😊 for "may" and ☹️ for "may not".



2 Read and write

Complete the dialogue.

Tom: Hello. This is Tom. _____

Tim: This is Tim.

Tom: I want to go to the zoo this Sunday. _____

Tim: Sure. When will we leave?

Tom: _____

Tim: How can we get there?

Tom: _____

Tim: Okay. Let's meet at the bus stop at 9:50.

Tom: Great. Bye!

Tim: See you!



- A. May I speak to Tim?
- B. We can go there by bus.
- C. At 10:00 in the morning.
- D. Can you come?

3 Look and talk



How far is it from Shijiazhuang to Beijing?



It's 278 kilometres.

4 Write and say

My Trip Plan

Monday	
Tuesday	
Wednesday	
Thursday	
Friday	
Saturday	
Sunday	

5 Key words and sentences



Words:

Monday Tuesday Wednesday Thursday Friday Saturday

train plane umbrella sock trousers

get travel

busy young fast slow brown orange

Mrs. hello these those




















Sentences:

May I go to Beijing? Yes, you may. / No, you may not.

When do you leave for Beijing? When do you arrive in Beijing?

How far is it from Shijiazhuang to Beijing?


6 How am I doing?

	Listening 	Speaking 	Reading 	Writing 	Total stars 
At school 					
At home 					
I am...	<div style="display: flex; justify-content: space-around; align-items: center;"> <div style="text-align: center;">  <p>A 10~12 ★</p> </div> <div style="text-align: center;">  <p>B 7~9 ★</p> </div> <div style="text-align: center;">  <p>C 1~6 ★</p> </div> </div>				

UNIT 2

Lessons 7~12

In Beijing



Lesson 7 Arriving in Beijing

1 Beijing is great!

Mrs. Li, Danny, Jenny and Li Ming arrive in Beijing at 2:00 p.m. They are on their way to the hotel.

Beijing is great!

Wow! There are so many people.




They walk down the street. There are many cars, buses and bicycles on the street. There are many people, too.



2 What are they doing?



A child is flying a kite.
Some children are playing football.



A man is running.
Some old men are doing Tai Chi.



A young woman is singing.
Some old women are dancing.

Look! There are many people in the park.



3 Let's do it!

Look and match.




- A woman is walking.
- A child is singing.
- Some women are buying tickets.
- Some men are talking.

Lesson 8 Tian'anmen Square

① At Tian'anmen Square



Tian'anmen Square is very big!
There are many people here!
Some people are taking
pictures. Some children are
playing.



Tian'anmen Square
is beautiful.

The children are
singing loudly.

Look! There is
an old man. He
is flying a kite.



2 Flying a kite

Danny and Jenny want to fly kites.

Can Jenny fly a kite? Yes! Jenny is having fun. Jenny can fly her kite very high.




Can Danny fly a kite? No, Danny can't fly a kite. It's difficult for him. He hurts his arm. He is sad.

"Poor Danny! Are you okay?" asks Jenny.

"No, I hurt my arm!" says Danny.

"Don't worry. I can help you," says Jenny.

"Thanks," Danny says.



3 Let's do it!



Read and tick.




What do they see at Tian'anmen Square?

- 1. There are many people at Tian'anmen Square.
- 2. Some children are running.
- 3. A woman is walking.
- 4. An old man is flying a kite.

Lesson 9 The Palace Museum

① At the Palace Museum

It's sunny today. The sky is blue. The palace is red and yellow. It's beautiful! Danny, Jenny and Li Ming are visiting the Palace Museum.



Jenny: How old is the Palace Museum, Li Ming?

Li Ming: It's about six hundred years old.

Jenny: That's very old!



Danny: Let's look inside the window!



Jenny: What do you see?

Li Ming: I see some chairs and tables. They are old.

Danny: May I take a picture of you, Jenny?

Jenny: Sure.

Danny: And your picture, too, Li Ming. Please stand beside Jenny.




Danny falls! He hurts his tail! Poor Danny!

2 Let's do it!



Talk and write.



1. How old is the Palace Museum? _____
2. What colour is the palace? _____
3. What does Li Ming see inside the window? _____
4. Who does Danny want to take a picture of? _____
5. How does Danny hurt his tail? _____

3 Let's sing!



Let's take a picture, you and me.

Look at the camera, 1, 2, 3.

Let's take a picture, you and me.

Look at the camera, say cheese!

Okay, okay.

This time, let's make a funny face.

Ready?

Let's take a picture, 1, 2, 3.

You and me.

Say cheese!



Lesson 10 The Great Wall

1 On the Great Wall

We are going to the Great Wall today.

I want to take my camera.

The Great Wall is far from here. We need to take a bus.



camera

Jenny: Here we are!

Danny: Wow! It's beautiful. There are so many people here.

Jenny: How old is the Great Wall?

Li Ming: It's about 2000 years old.

Jenny: That's very old.

Danny: How long is it?

Li Ming: About 6000 kilometres.

Jenny: The Great Wall is so long!

Do you know anything interesting about the Great Wall?





Li Ming: Well, there is an interesting Chinese saying about the Great Wall.

Jenny: Oh? What is it?

Li Ming: He who doesn't reach the Great Wall is not a true man.

Danny: Hey, everyone! I'm a true man!

Li Ming: Yes, Danny! You are!

Jenny: Come on, true man. Let's run!

Danny: All right!

2 Let's do it!

1. Ask and answer.

- How do Jenny, Danny and Li Ming get to the Great Wall?
- What does Jenny take to the Great Wall?
- How old is the Great Wall?
- How long is the Great Wall?
- Do you know a Chinese saying about the Great Wall?

How long is the Great Wall?



About 6000 kilometres.

2. Talk more about Beijing.



Bird's Nest



Water Cube



Summer Palace



Beihai Park

Lesson 11 Shopping in Beijing


1 On Wangfujing Street

Danny, Jenny, Li Ming and Mrs. Li are shopping on Wangfujing Street. Danny's tail hurts, but he loves shopping.

Jenny buys a scarf for her mother, some tea for her father, a kite for her sister and a cap for her brother.

Danny is so busy. He looks in fifteen shops.

Mrs. Li, Li Ming and Jenny sit down. They sit and wait.



Here's Danny! What does he have? He has a big panda!



2 Let's do it!



1. Answer the questions.



- Does Danny go shopping?
- What does Jenny buy?
- Is Danny busy?
- What does Danny buy?

2. Read and write.

What do you want to buy for your family?

I want to buy

_____ for my mother,

_____ for my father,



3 Letters and sounds

U

museum

comuter

student

C

palace

bicycle

office

I

lake

blue

kilometre

• Try to read •

Tongue Twisters

1. He was amused by the music at the museum.
2. He who laughs last laughs best.



Lesson 12 Billy Bee



Story time

1

Help! I don't feel well.



One day, the Queen Bee is very sick. She needs special honey. But the special honey is in Flower City. It's far away.

2

Let's help the queen.




Okay!

Billy Bee wants to help the queen. He invites Benny Bee to go with him. They are good friends.

3

How far is it?


It is about 20 kilometres.



They are flying in the sky. Billy Bee is very fast, but Benny Bee is slow.

4

There are some buses. Let's take a bus.




No, the bus is slow.

They are tired. They need to bring the honey back before 2:00 in the afternoon, or the queen will die.

5

There is a train.
Let's take the train.



No! The train
doesn't go there.

They fly very, very high in the sky. They fly fast. Benny Bee feels very cold and tired.

6

Come on, Benny.
You can do it!



Look! There
it is! Hooray!

Billy is flying in front of Benny. He flies and flies. Finally they arrive in Flower City.

7

Thank you,
kids!



You're welcome.
It's good to see
you're better.

They get the special honey and fly back home. They arrive at 1:55 in the afternoon. The queen eats the honey and feels better. Billy and Benny are very happy.

special 特殊的 honey 蜂蜜 or 否则, 要不然 die 死去, 死亡

Think and Act

- Do you like Billy Bee? Why?
- Act out the story.



Unit 2 Review

1 Listen and write

1. Look, _____ many children in the park.
2. Mary is _____. She is happy.
3. _____ an old man on the street. He needs some help.
4. _____ is the Palace Museum?
5. _____ is the Great Wall?

2 Look and match



- There are many people on the street.
- A man is reading a book.
- These women are singing.
- A girl is running.
- Some children are playing a game.
- A woman is listening to music.



3 Look and write

Betty shops for her family on Wangfujing Street. She buys a scarf for her _____, some _____ for her father, a picture for her _____ and a _____ for her brother.



4 Read and talk

Look at Sam's family. Sam's father, Mark, is watching TV. Sam's mother, Mary, is sitting beside his father. Is she watching TV? No. She is singing a song to the baby. Who is the baby? He is Sam's little brother. His name is Tony. Tony is crying. Look at the girl. Her name is Kate. She is Sam's sister. She is playing with her toy. What is Sam doing? He is drawing a picture.



- Who is Mark?
- What is Mary doing?
- Is Tony singing?
- What is Sam doing?
- What is Kate doing?

5 Key words and sentences






















Words:

people child man woman picture window chair table cap
 look worry sit wait
 at beside some very high difficult

Sentences:

Some children are playing football.
 A young woman is singing. Some old women are dancing.
 There is an old man. There are many people here.
 May I take a picture of you?
 How old is the Great Wall? How long is it?

6 How am I doing?

	Listening 	Speaking 	Reading 	Writing 	Total stars 
At school 					
At home 					
I am...	<div style="display: flex; justify-content: space-around; align-items: center;"> <div style="text-align: center;">  <p>A 10~12 ★</p> </div> <div style="text-align: center;">  <p>B 7~9 ★</p> </div> <div style="text-align: center;">  <p>C 1~6 ★</p> </div> </div>				

UNIT 3

Lessons 13~18

Writing Home




Lesson 13 Let's Buy Postcards!

1 Postcard, letter and email



These are postcards.
A postcard has
a picture on it.



This is a letter.
We write a letter
on paper.




This is an email.
We write an email
on a computer.

2 In the shop

Jenny, Danny and Li Ming want to buy some postcards.
They are in a shop.





3 Let's do it!

1. Look, draw and write.



Li Ming: I want to send a letter to my uncle.




I: _____.

2. Talk about postcards.

How much is the postcard?

It's three yuan.

I like that postcard. It has a picture of Beihai Park on it.



Lesson 14 Jenny Writes a Postcard

1 Let's write a postcard!

I want to send this postcard to my mom and dad.



It has a picture of the Palace Museum on it.

Friday, August 5

Dear Mom and Dad,

How are you? I am fine. We are having fun in Beijing. This is the Palace Museum. It is not far from Tian'anmen Square. Tian'anmen Square is very big.

I miss you.


Love,
Jenny



Mr. and Mrs. Smith
522 Park Road
Edmonton Alberta
T6G 2R3 Canada

Where do you write the address? On the right.

Write the date first.



Don't forget the stamp.

2 Let's sing!

*I write you a postcard.
I send it to you.
Here's your address on it,
And a picture, too.*



*How to write a postcard?
I write on the left.
Put the address on the right.
Yes, we know.*

3 Let's do it!

Read and write.

Thursday, September 16		
Dear Mom and Dad,		
.....		_____
.....		_____
.....		_____
.....	_____	

- With love,
- Mr. and Mrs. Brown
32 Spring Road, London
CR3 6QB, U.K.
- Tom
- How are you? I'm fine. I'm having fun in Beijing. It's great!

Lesson 15 Sending the Postcards

1 Where is the post office?

Danny and Jenny want to send the postcards. Where is the post office?



2 At the post office

Jenny: I want to send these postcards to Canada.

How much are the stamps?

Clerk: One stamp is ten yuan.

Jenny: I'll take two, please.

Jenny: Do you need stamps, Danny?

Danny: Yes, but not now!

Jenny: What are you doing?

Danny: I'm writing nine postcards to my mother.

Jenny: Nine?!

Danny: Yes! Look! Beijing is great! I want to show my parents all the famous places.



3 Let's do it!

1. Look and write.

How much is...?

How much are...?

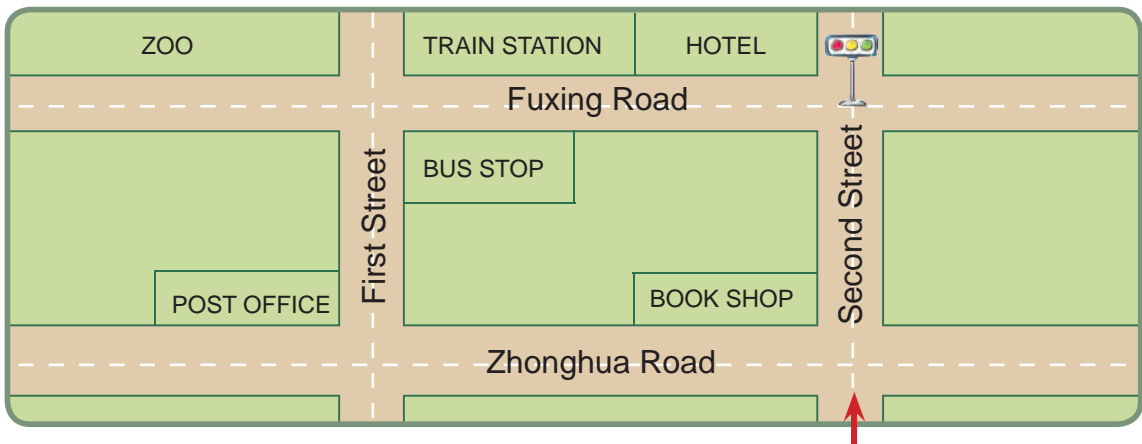
this / that		these / those	
	¥2		¥30
	¥15 		¥8 

How much is this postcard?

It's two yuan.

_____	_____
_____	_____
_____	_____

2. Look and talk.



Excuse me,
where is the hotel?



Thank you.



Go straight. Turn left at
the traffic lights. You will
see the hotel on the right.

Lesson 16 An Email Is Fast

1 Send an email



To: lidaming@163.com

From: liming@hotmail.com

Subject: Beijing is great!

Dear Dad,

How are you? We're fine in Beijing. Beijing is a very big city. It's beautiful! Mom and I will go back home tomorrow.

See you soon.

Love,
Li Ming



2 Let's sing!

*I write you the email.
No stamp, no pen.
My computer sends it all,
To you, my friend.*

*First write the address,
And who I send to.
Don't forget to write my name,
At the end, too.*



3 Let's do it!

Write an email.

To: _____
From: _____
Subject: _____

1 _____
2 _____
3 _____

1. Dear... /Hello... /Hi...
2. I'm happy to write to you...
3. Your friend, /Yours, /Love,
(*name*)



Lesson 17 Danny's Email

1 Danny writes an email

I'm writing an email to Steven.



To: steven@supermail.com

From: danny@compmail.ca

Subject: I'm going home to Canada

Dear Steven,

I'm in Beijing. How's the weather in Canada? Is it rainy?

In Beijing, it is sunny. There is no rain. Beijing is a great place!

The people here are kind. I'm going home to Canada on August 6.

Yours truly,

Danny

2 Time to go home

What a fun trip!
Beijing is great!



Tomorrow we'll go back to
Canada. We'll miss you.



I'll miss you, too.



3 Let's do it!



Read and tick.

To: danny@compmail.ca

From: steven@supermail.com

Subject: Can't wait to see you

Dear Danny,

It's hot and rainy in Canada now. Are there many famous places in Beijing? Remember to take some pictures. I can't wait to see you. Say hi to your friends.

Your friend,
Steven



- 1. This is an email from Steven.
- 2. This email is to Jenny.
- 3. It's sunny in Canada.
- 4. Steven is in Beijing.

4 Letters and sounds

or

morning

short

horse

ight

light

right

night

• Try to read •

Tongue Twisters

1. She wears shorts to play sports.
2. Don't light a night-light on a light night like tonight.



Lesson 18 Little Zeke Sends an Email

Story time



Li Ming, Danny and Jenny are in Beijing. They are sending an email.


Jenny says, "Let's send an email to my friend Emma!"

"Where does Emma live?" asks Danny.

"She lives in Ottawa," says Jenny. "I want to tell her about our trip."

Jenny writes to Emma.

*Dear Emma,
I am sending you this email from Beijing. It is one o'clock in the afternoon here. It's one o'clock in the morning in Ottawa! How are you? We are having a great time.
See you soon.
Yours truly,
Jenny*



Danny, not now!



"I also want to send an email to my brother," says Jenny.

"I'm hungry. Let's go to the restaurant to have lunch!" Danny says.

Look! It's an email for us!



"I don't know... It's from Emma!" says Jenny.
"No way!" says Danny.
"Isn't everyone in Ottawa sleeping now?"

Dear Jenny,

Thank you for sending an email to Emma. Emma is fine. She is at home in her bed. Everyone is in bed sleeping. I don't have a bed. I sleep in a sock. It is Emma's sock. She puts it in her desk. It is a gift from Emma. I am tired. I want to go to sock now. Twenty-three and forty-four is seventy-six.

*Yours truly,
Little Zeke*



This is the email from Little Zeke.



"Go to sock?" says Danny. "Does he want to go to bed? Twenty-three and forty-four is seventy-six?! That's not right."
"Who is Little Zeke?" asks Li Ming.
"I don't know!" says Jenny.

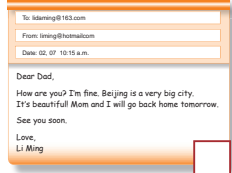






Think About It

- Is the time the same in Ottawa and in Beijing?
- Does Emma send an email to Jenny?
- Where does Little Zeke sleep?




Unit 3 Review

1 Listen and tick

<p>1</p>  <p>To: lming@163.com From: wangt@home.com Date: 02/07/10 10:15 a.m.</p> <p>Dear Dad, How are you? I'm fine. Beijing is a very big city. It's beautiful! Mom and I will go back home tomorrow. See you soon. Love, Li Ming</p> <input type="checkbox"/>	<p>April 17 Dear Wang Tao, May I come to see your school? Say hi to Xiaowei. See you soon. Jeff</p> <input type="checkbox"/>	<p>2</p>  <input type="checkbox"/>	 <input type="checkbox"/>
<p>3</p>  <input type="checkbox"/>	 <input type="checkbox"/>	<p>4</p>  <input type="checkbox"/>	 <input type="checkbox"/>

2 Listen and match



his mother

Emma

his parents

her teacher

3 Talk and write

1. A: Excuse me, how much _____ the toy panda?

B: _____ 30 yuan.

2. A: Hi. How much _____ the postcards?


B: _____ 10 yuan.

3. A: Look! How much _____ the skirt?

B: _____ 85 yuan.

4. A: How much _____ the apples?

B: _____ 8 yuan.



4 Read and check

To: jenny@compmail.ca

From: msmith@supermail.com

Subject: I like the picture!

Dear Jenny,


Thank you for sending the postcard. I like the picture on it. It's hot in Edmonton. How is the weather in Beijing? Are you having fun? What places are you visiting? I can't wait to see your pictures.

See you soon.

Love,
Mom

- | | | | | |
|--|--------------------------|-----|--------------------------|----|
| 1. This is an email from Jenny. | <input type="checkbox"/> | Yes | <input type="checkbox"/> | No |
| 2. It's cool in Edmonton. | <input type="checkbox"/> | Yes | <input type="checkbox"/> | No |
| 3. Jenny is in Beijing. | <input type="checkbox"/> | Yes | <input type="checkbox"/> | No |
| 4. Jenny's mom wants to see more pictures. | <input type="checkbox"/> | Yes | <input type="checkbox"/> | No |




















5 Key words and sentences



Words:
 email place idea
 write use
 dear kind all back tomorrow

Sentences:
 It has a picture of the Palace Museum on it.
 How much is this postcard? How much are the stamps?
 Excuse me, where is the post office?
 I want to send an email to my father.
 What a fun trip!

6 How am I doing?

	Listening 	Speaking 	Reading 	Writing 	Total stars 
At school 					
At home 					
I am...	 A 10~12 ★  B 7~9 ★  C 1~6 ★				

UNIT 4

Lessons 19~24

**Did You Have a
Nice Trip?**



Lesson 19 Li Ming Comes Home

1 Li Ming's story


Li Ming arrives home from Beijing.

Mr. Li: Hello Li Ming! I missed you!

Li Ming: I missed you, too.

Mr. Li: Did you have a nice trip?

Li Ming: Yes! I had a great trip!



Mr. Li: What did you do?

Li Ming: We walked to Wangfujing Street.
We shopped there. I bought a gift
for you.

Mr. Li: Did you?

Li Ming: Yes! I looked in many shops. I liked
this! Here, it's for you!

Mr. Li: Oh! Thank you! It's a T-shirt!

Li Ming: I have one, too!



2 Walk and walked

I often **walk** to school.

I **walked** on the Great Wall yesterday.

I often **talk** to my teacher at school.

I **talked** to Danny on the phone yesterday.

I often **play** with my friends after school.

I **played** with Jenny and Danny at
Tian'anmen Square yesterday.

Now look at
these words:
walk **walked**
talk **talked**
play **played**



3 Let's do it!

1. Tell Li Ming's story.



had fun



missed



wanted to



walked to Wangfujing



looked in



bought



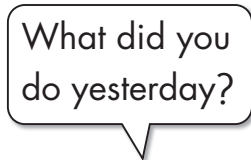
2. Ask and answer. Then write.



call my friend



help my parents



watch TV



wash the clothes



What did you do yesterday?

- I called my friend.
-
-
-

Lesson 20 Jenny Goes Home

1 Jenny's gift

Jenny comes home from her trip. She is happy to see her mother again.

“Hi Mom! Did you miss me?” asks Jenny.

“Yes, I did! Did you have fun in Beijing?” asks Mrs. Smith.

“Yes, I had fun!” says Jenny.

“What did you do?” asks Mrs. Smith.

“The first day, we went to Tian’anmen Square. It’s so big, Mom!

The second day, we went to the Palace Museum. It’s beautiful!

The third day, we went to the Great Wall. It’s great!”

“Did you go shopping?” asks Mrs. Smith.

“Yes!” answers Jenny. “The fourth day, we went to Wangfujing Street.

This scarf is for you. Here!”

“Thank you, Jenny!”



2 Go and went



I **go** to the library
on Sundays.




I **went** to the
cinema yesterday.



I **see** Danny
every day.



I **saw** Mr. Wood
yesterday.



I **eat** an apple
every day.



I **ate** a hot dog for
lunch yesterday.

3 Let's do it!

1. Look and say.

What did Danny do last Saturday?




had breakfast



went shopping



saw some toys



bought a toy



ate ice cream



played on the computer

2. Ask and answer.

Did you go to the park yesterday?

Yes.

No. I played ping-pong.

Did you play basketball yesterday?

eat a banana
have fun

go to Tian'anmen Square
do your homework




see Mr. Wood
watch TV

Lesson 21 Gifts for Everyone!

1 This is for you

Jenny and Danny are back from China. They bought gifts for Mr. Wood and their classmates.





2 Let's do it! 

Listen and match.



Kevin



Kate



Ms. Joss



Mr. Moe

Lesson 22 Show Us Your Pictures

1 Pictures from the trip

Danny and I have some pictures from our trip to Beijing.



Let's show our pictures to Kim and Steven!



1



This is Jenny, Li Ming and me at our hotel.

Was it nice?

Yes! It was near Wangfujing Street.



2

This is Jenny, Li Ming and me on the Great Wall.

How did you get to the Great Wall?



We went by bus.

3

Is that a baby?

This is Danny and me on the train.

Yes! We played with the baby. It was fun.

4

This is a picture of Jenny and Li Ming at the Palace Museum.

I can't see Li Ming or Jenny. What happened?

I fell.

Danny broke his tail!

2 Let's do it!

Find the rules. Write more sentences.

I walk to the park every day.
I walk**ed** to the zoo yesterday.

They live in Beijing.
They lived**ed** in Shanghai last year.

It is sunny today.
It **was** rainy yesterday.

Lesson 23 An Email from Li Ming

1 Li Ming's email

To: jenny@compmail.ca; danny@compmail.ca



From: liming@hotmail.com

Subject: Pictures from our trip

Dear Jenny and Danny,

Here are some pictures from our trip to Beijing. I had a great time with you in Beijing. The picture of the panda is for Danny. How is Danny's tail? Please write back soon.

Yours truly,
Li Ming



2 Let's do it!



Answer the questions.

1. What did Li Ming send to Danny and Jenny?
2. What happened to Danny at Tian'anmen Square?
3. Did Danny buy the toy panda in Beijing?

3 Let's chant!



*What did you do?
I walked to school.*

*What did you do?
I went to the zoo.*

*What did you do?
I watched a kangaroo.*

*What did you do?
I ate the donuts, too.*



4 Letters and sounds

our

your

four

fourth

o

home

phone

broke

nose

w

word

walk

we

welcome

• Try to read •

Tongue Twisters

1. I wish to wish the wish you wish to wish.
2. The owner's ox broke his nose.



Lesson 24 A Wonderful Trip




Story time

Daisy lives on a small farm. Her parents are farmers. Daisy likes to help on the farm. She also loves to go for walks.



One sunny morning, Daisy goes for a walk. She walks very, very far. Then it gets cloudy. A great big wind comes and takes Daisy into the sky. The wind takes Daisy away to a far place. Daisy looks around. She is not on her family's farm. She does not know this place.



Daisy feels tired. She sits under a tree and meets a little bird.


"Where am I?" asks Daisy. "You are in TazLand," says Birdie. "Oh! Is that far from Small Farm?" Daisy asks. "Yes. It's very far. Only Magic Taz can help you get back there," answers Birdie.

"I have to go back home. How can I find Magic Taz?" says Daisy sadly. "That's easy! I can take you there. I am a bird, but I can't fly. I will ask Magic Taz to help me fly," says Birdie. Now Daisy is happy. "Okay! Let's go!" she says.

On their way to visit Magic Taz, Daisy and Birdie meet a horse. Her name is Honey. But Honey can't run. So the three go to visit Magic Taz.



On their way, they stop at a lake to drink some water. They see a fish next to the lake. His name is Sam. Sam can't swim. The four go together.



After traveling so long, Daisy and the animals finally meet Magic Taz.

Taz says the magic words and POOF. Sam can swim. Honey can run. Birdie can fly. But Daisy isn't at home. She is still in TazLand.

“Dr. Taz, I am still here. May I go home now?”

“Yes. Do you see those red shoes on your feet? Just tap your red shoes together and you will be home before you can count to three.”

“Okay. I'll try it!”

Daisy closes her eyes, taps her shoes and counts: One... two... Then she opens her eyes and she sees her family and her small farm. She is so happy!



magic 魔法, 魔力 poof 噗的一声 Dr. 博士 tap 轻拍



Think About It

- Daisy comes to TazLand by wind.
 Yes No
- Daisy and Birdie meet the fish first.
 Yes No
- Did Daisy go back home finally?
 Yes No



Unit 4 Review

1 Listen and number



2 Read and write

1. You _____ a baby in 2003.

Now you _____ a boy. (be)



2. We _____ our grandparents every month.

Last Friday we _____ them. (visit)



3. She _____ an orange every day.

Yesterday she _____ two oranges. (eat)



4. He _____ to school at 7:30 every morning. But

yesterday he _____ to school at 7:15. (go)



3 Read and match


Here are some pictures from our trip to the Great Wall.




- I liked our long walk on the Great Wall.
- We had a good time singing there. It was fun!
- I had a great talk with an old man.
- Danny took a picture of a teacher and me.
- Danny had a good sleep after our long walk.

4 Read and order

It was a fine day last Sunday. Wang Lin and I walked to the park together. We played football there but the football fell into a lake. We were sad. A dog saw it and jumped into the lake. He swam to the ball and brought it back to us. "Good boy! Thank you!" we said to the dog. We were very happy.






















5 Key words and sentences



Words:
 word apple baby
 thank answer welcome
 again hi every yesterday us

Sentences:
 Did you have a nice trip? Yes! I had a great trip.
 What did you do? We walked to Wangfujing Street.
 Did you have fun in Beijing? Yes, I had fun.
 This kite is for you.
 What happened?

6 How am I doing?

	Listening 	Speaking 	Reading 	Writing 	Total stars 
At school 					
At home 					
I am...	 A 10~12 ★  B 7~9 ★  C 1~6 ★				

Word List

(注：黑体词为要求听懂、会说、认读和书写的词汇)

Unit 1

trip	旅行	(1)	kilometre	千米；公里	(3)
sound	听起来；好像	(1)	delicious	美味的；可口的	(4)
busy	繁忙的；忙碌的	(1)	stay	停留	(4)
young	年轻的	(1)	fun	好玩；有趣	(4)
invite	邀请	(2)	plan	计划	(4)
Mrs.	夫人；太太	(2)	Monday	星期一	(4)
hello	喂，你好；喂（打电话用的招呼语）	(2)	Tuesday	星期二	(4)
son	儿子	(2)	Wednesday	星期三	(4)
wonderful	令人高兴的；使人愉快的	(2)	palace	宫殿	(4)
leave	离开	(2)	museum	博物馆	(4)
arrive	到达	(2)	Palace Museum	故宫	(4)
hooray	好；太棒了	(2)	Thursday	星期四	(4)
get	到达	(3)	Friday	星期五	(4)
fast	快的	(3)	Saturday	星期六	(4)
slow	慢的	(3)	need	需要	(5)
plane	飞机	(3)	ready	准备好的	(5)
train	火车	(3)	ticket	票	(5)
travel	旅行	(3)	umbrella	雨伞	(5)
			jacket	夹克（衫），短上衣； 外套	(5)
			sock	袜子	(5)

these 这些	(5)	inside 往……的里面	(9)
trousers 裤子	(5)	window 窗户	(9)
those 那些	(5)	chair 椅子	(9)
brown 棕色; 棕色的	(5)	table 桌子	(9)
orange 橙; 橘黄色; 橘黄色的	(5)	beside 在……旁边	(9)
		fall 跌落; 落下	(9)
		camera 照相机	(10)

Unit 2

great 非常好的; 好极了	(7)	anything 任何事情, 无论何事	(10)
hotel 旅馆	(7)	saying 谚语; 格言	(10)
people 人; 人们	(7)	reach 到达	(10)
child 孩子 (复数形式为 children)	(7)	true 真正的; 真的	(10)
some 一些	(7)	everyone 每个人	(10)
man 男人; 人 (复数形式为 men)	(7)	come on 快点; 来吧	(10)
woman 女人 (复数形式为 women)	(7)	all right 好; 可以	(10)
look 看	(7)	scarf 围巾	(11)
at 在; 朝	(8)	cap 帽子	(11)
very 很, 非常	(8)	sit 坐; 坐着	(11)
picture 相片; 图画	(8)	wait 等, 等候; 等待	(11)
loudly 大声地	(8)	maybe 也许	(11)
high 高高地; 高的	(8)	really 确实地; 的确	(11)
difficult 困难的	(8)		
worry 担心	(8)		
sky 天空	(9)		

Unit 3

postcard 明信片	(13)
letter 信	(13)
email 电子邮件	(13)
write 写作, 写; 写信	(13)

send 邮寄; 发送	(13)	thank 感谢	(19)
dear 亲爱的	(14)	yesterday 昨天	(19)
miss 想念	(14)	phone 电话	(19)
address 地址	(14)	word 词; 单词	(19)
forget 忘记	(14)	again 再一次; 又一次	(20)
stamp 邮票	(14)	hi 嗨, 你好 (非正式用语, =hello)	(20)
post 邮政, 邮递; 邮寄	(15)	went 去 (go的过去式)	(20)
post office 邮局	(15)	answer 回答	(20)
clerk 职员; 售货员, 店员	(15)	every 每; 每一 (个)	(20)
all 全部; 所有的	(15)	every day 每天	(20)
place 地方; 场所	(15)	saw 看见 (see的过去式)	(20)
idea 主意; 想法	(16)	apple 苹果	(20)
use 使用	(16)	ate 吃 (eat的过去式)	(20)
back 回原处; 在原处	(16)	classmate 同学	(21)
tomorrow 明天	(16)	was 是 (is的过去式)	(21)
soon 很快; 不久	(16)	welcome (人) 受欢迎的	(21)
kind 友好的; 亲切的	(17)	You're welcome. 不用谢。	(21)
yours truly 您真诚的 (用于 书信结尾的签名前)	(17)	show 给……展示	(22)
		us 我们 (we的宾格)	(22)
		baby 婴儿	(22)
		happen 发生	(22)
		fell 跌落; 落下 (fall的过去 式)	(22)
story 故事	(19)	broke 折断; 摔断 (break的 过去式)	(22)
had 经历 (have的过去式)	(19)		
bought 买 (buy的过去式)	(19)		

Unit 4

Vocabulary

(注：黑体词为要求听懂、会说、认读和书写的词汇)

A

address	地址	(14)
again	再一次；又一次	(20)
all	全部；所有的	(15)
all right	好；可以	(10)
answer	回答	(20)
anything	任何事情，无论何事	(10)
apple	苹果	(20)
arrive	到达	(2)
at	在；朝	(8)
ate	吃 (eat的过去式)	(20)

B

baby	婴儿	(22)
back	回原处；在原处	(16)
beside	在……旁边	(9)
bought	买 (buy的过去式)	(19)
broke	折断；摔断 (break的过去式)	(22)
brown	棕色；棕色的	(5)

busy	繁忙的；忙碌的	(1)
-------------	---------	-----

C

camera	照相机	(10)
cap	帽子	(11)
chair	椅子	(9)
child	孩子 (复数形式为 children)	(7)
classmate	同学	(21)
clerk	职员；售货员，店员	(15)
come on	快点；来吧	(10)

D

dear	亲爱的	(14)
delicious	美味的；可口的	(4)
difficult	困难的	(8)

E

email	电子邮件	(13)
every	每；每一 (个)	(20)
every day	每天	(20)
everyone	每个人	(10)

F

fall	跌落; 落下	(9)
fast	快的	(3)
fell	跌落; 落下 (fall的过去式)	(22)
forget	忘记	(14)
Friday	星期五	(4)
fun	好玩; 有趣	(4)

G

get	到达	(3)
great	非常好的; 好极了	(7)

H

had	经历 (have的过去式)	(19)
happen	发生	(22)
hello	喂, 你好; 喂 (打电话用的招呼语)	(2)
hi	嗨, 你好 (非正式用语, =hello)	(20)
high	高高地; 高的	(8)
hooray	好; 太棒了	(2)
hotel	旅馆	(7)

I

idea	主意; 想法	(16)
inside	往……的里面	(9)
invite	邀请	(2)

J

jacket	夹克 (衫), 短上衣; 外套	(5)
--------	-----------------	-----

K

kilometre	千米; 公里	(3)
kind	友好的; 亲切的	(17)

L

leave	离开	(2)
letter	信	(13)
look	看	(7)
loudly	大声地	(8)

M

man	男人; 人 (复数形式为 men)	(7)
maybe	也许	(11)
miss	想念	(14)
Monday	星期一	(4)
Mrs.	夫人; 太太	(2)
museum	博物馆	(4)

N

need	需要	(5)
------	----	-----

O

orange	橙; 橘黄色; 橘黄色 的	(5)
--------	------------------	-----

P

Palace Museum	故宫	(4)
palace	宫殿	(4)
people	人; 人们	(7)
phone	电话	(19)
picture	相片; 图画	(8)
place	地方; 场所	(15)
plan	计划	(4)
plane	飞机	(3)
post	邮政, 邮递; 邮寄	(15)
post office	邮局	(15)
postcard	明信片	(13)

R

reach	到达	(10)
ready	准备好的	(5)
really	确实地; 的确	(11)

S

Saturday	星期六	(4)
saw	看见 (see 的过去式)	(20)
saying	谚语; 格言	(10)
scarf	围巾	(11)
send	邮寄; 发送	(13)
show	给……展示	(22)
sit	坐; 坐着	(11)
sky	天空	(9)

slow	慢的	(3)
sock	袜子	(5)
some	一些	(7)
son	儿子	(2)
soon	很快; 不久	(16)
sound	听起来; 好像	(1)
stamp	邮票	(14)
stay	停留	(4)
story	故事	(19)

T

table	桌子	(9)
thank	感谢	(19)
these	这些	(5)
those	那些	(5)
Thursday	星期四	(4)
ticket	票	(5)
tomorrow	明天	(16)
train	火车	(3)
travel	旅行	(3)
trip	旅行	(1)
trousers	裤子	(5)
true	真正的; 真的	(10)
Tuesday	星期二	(4)

U

umbrella	雨伞	(5)
----------	----	-----

us 我们 (we的宾格) (22)
use 使用 (16)

V

very 很, 非常 (8)

W

wait 等, 等候; 等待 (11)

was 是 (is的过去式) (21)

Wednesday 星期三 (4)

welcome (人) 受欢迎的 (21)

went 去 (go的过去式) (20)

window 窗户 (9)

woman 女人 (复数形式为
women) (7)

wonderful 令人高兴的; 使人
愉快的 (2)

word 词; 单词 (19)

worry 担心 (8)

write 写作, 写; 写信 (13)

Y

yesterday 昨天 (19)

You're welcome. 不用谢。 (21)

young 年轻的 (1)

yours truly 您真诚的 (用于
书信结尾的签名前) (17)