



# 英语

## ENGLISH

三年级起点  
四年级下册

义务教育教科书

英语

三年级起点

四年级下册



辽宁师范大学出版社

出版人：王星  
策划：张洋  
责任编辑：张洋 宫春来  
装帧设计：周佰惠



定价：6.05元  
价格批准文号：辽价发【2018】30号  
举报电话：12358





义务教育教科书

英

语

ENGLISH

三年级起点

四年级 下册

主 编 吴悦心

副主编 周朝华

辽宁师范大学出版社

· 大连 ·

学校 \_\_\_\_\_ 班级 \_\_\_\_\_ 姓名 \_\_\_\_\_







# 致同学

亲爱的同学们，你们好！

欢迎大家进入多彩的英语世界！在这里你们能结识很多中外朋友，如肖慧、比利、琳达、李明等，还有可爱的卡通朋友快乐兔、幽默龟和小蜜蜂，他们将和你们一起畅游英语世界。

为了帮助你们轻松、愉快地学习英语，我们将需要掌握的英语知识巧妙地放入了有趣的情境中。每一单元的 **Listen and say** 部分是主要学习板块，你们可以从熟悉而又有趣的情境中学到一组句型和一组词汇，句型是课文对话的核心内容，词汇可以放在句型中进行灵活的替换运用。这就形成一个词不离句、句不离文、环环相扣的语言学习链，便于大家学习与记忆。**Game time** 板块为你们准备了各种游戏活动，这些活动大多是在课堂内与同伴合作进行，能够训练你们听、说、读、写英语的能力，你们只有积极参与，和同伴很好地合作，才能更好地完成学习任务。**Let's act** 是表演板块，其中有你们喜闻乐见的场景，在分角色表演的过程中，你们不仅能获得乐趣与成就感，同时会进一步理解并巩固主课学习的成果。

我们还在低年级为你们设计了字母学习的板块，在高年级设计了语音学习的板块。你们可以通过认读、摹写，观察、比较，总结出规律，为英语学习打下良好的拼写、语音基础。此外，书中的 **Try to do** 的任务型学习板块，**Read and say** 的拓展阅读板块能够帮助你们提高用英语思维和表达的能力。**Let's sing**，**Let's chant**，**A joke** 等娱乐板块，一定会让你们感到英语非常有趣。

记住：只要主动听、大胆说、天天读、认真写，每个人都能学好英语。

加油！你们一定能获得成功！

你们的朋友 编者



# CONTENTS



<b>Unit 1</b>	<b>Welcome to our home! .....</b>	<b>2</b>
<b>Unit 2</b>	<b>Look at my family photo .....</b>	<b>7</b>
<b>Unit 3</b>	<b>He's our PE teacher .....</b>	<b>12</b>
<b>Unit 4</b>	<b>I have a new friend .....</b>	<b>17</b>
<b>Unit 5</b>	<b>My father is great .....</b>	<b>22</b>
<b>Unit 6</b>	<b>They are artists .....</b>	<b>27</b>
<b>Review 1</b>	<b>.....</b>	<b>32</b>
<b>Unit 7</b>	<b>What are they? .....</b>	<b>38</b>

**Unit 8      They are sweet potatoes      .....      43**

**Unit 9      I can fly      .....      48**

**Unit 10      Can you sing and dance?      .....      53**

**Unit 11      He can play the guitar      .....      58**



**Unit 12      Good habits      .....      63**

**Review 2      .....      68**

**Words and expressions      .....      75**

**Word list      .....      80**

### 1 Listen and say



father mother



grandmother grandfather

*This is my mother.*



## 2 Game time



I'm Billy.  
This is William.

I'm William.  
This is Annie.

Who can say clearly  
and quickly?

I'm Annie.  
This is...

...

Billy

William

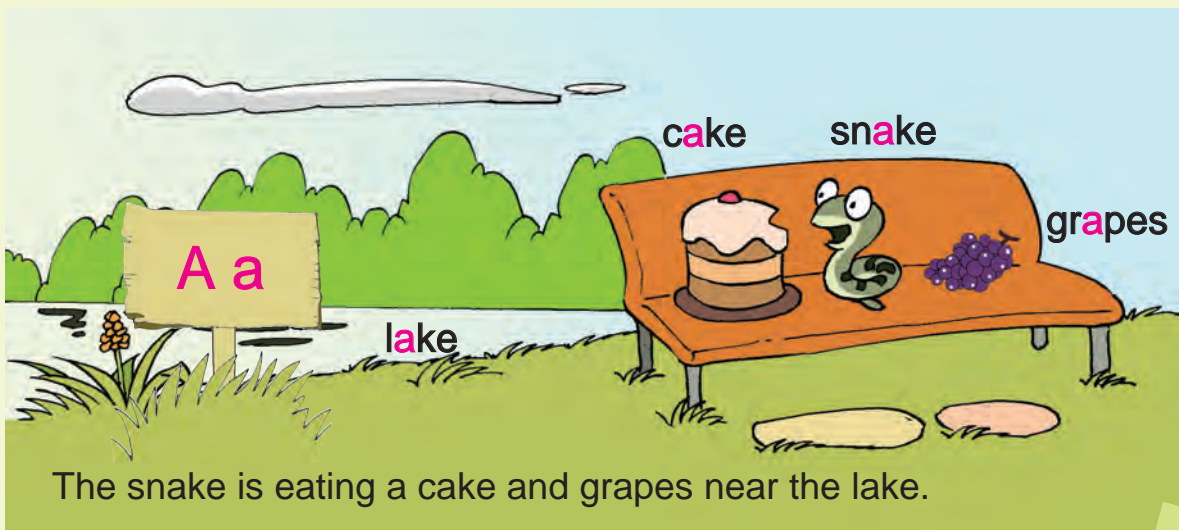
Annie

Frank

Bruce

...

## 3 Listen and read



# Unit 1

## 4 Let's act




Helen: Xiao Hui, this is my mom  
and this is my dad.

Xiao Hui: Nice to meet you.

Mom: Nice to meet you, too.

Dad: Welcome to our new home.



Helen: Look! This is my bedroom.

Xiao Hui: Wow! It's nice!

Helen: This is the kitchen.

That's the bathroom.

Dad: That's Helen's study.



## 5 Try to do



Look, write and say.

Hi! I'm \_\_\_\_\_. This is my family photo.

This is my \_\_\_\_\_. This is my \_\_\_\_\_.

This is my \_\_\_\_\_ and this is my \_\_\_\_\_.




The \_\_\_\_\_ is me. I have a happy family.



It's your turn to write  
and say.



## 6 Read and say



## 7 Let's sing



### My Love

I want to show, show my love to father.  
 I want to show, show my love to mother.  
 I'll give my father a great, great hug.  
 I'll give my mother a special, special card.





# Unit 1

## 8 Reward time

I can introduce people.



■ This is my mother.



What can you do?  
Color the happy faces.



I can say and use  
the words.



father mother  
grandmother  
grandfather

I can write the sentence.



*This is my mother.*

I can act the dialog.



I can do the task.



How many happy faces  
have you got?




I've got \_\_\_\_\_.  
I'm...



# Unit 2

## Look at my family photo

### 1 Listen and say



brother



sister



cousin



uncle



aunt

*Is this your brother?*

# Unit 2

## 2 Game time



Look and guess.



This is my father/ mother/  
brother/ sister.



Is this your sister?

No!



## 3 Listen and read



She plays with the sheep and he sleeps beside the sheep.



# Unit 2

## 4 Let's act



Tadpole: Come on, Mr Turtle!  
This is my mother.  
Frog: Welcome!  
Turtle: Thank you.  
Is this your aunt?  
Tadpole: Yes, she is.  
Turtle: Is that your father?  
Tadpole: No, he isn't. He's my uncle.  
Turtle: Who are they?  
Tadpole: They are my cousins.  
Turtle: So many?  
Tadpole: Yes, 34 cousins. Ha! Ha!





## 5 Try to do





Let's make a family album.

1. Paste your family members' photos.
2. Write something about them.
3. Talk with your friends.



# Unit 2


## 6 Read and say



## 7 Let's chant



My mother is pretty, very, very pretty!  
My father is funny, very, very funny!  
My sister is timid, very, very timid!  
My brother is naughty, very, very naughty!



# Unit 2

## 8 Reward time

I can identify people.



■ Is this your brother?



What can you do?  
Color the happy faces.



I can say and use  
the words.



brother sister cousin  
uncle aunt

I can write the sentence.

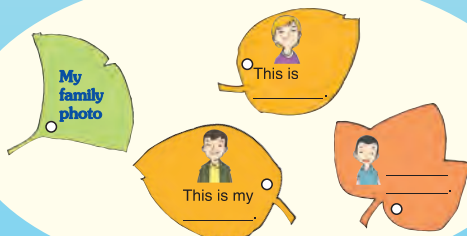


*Is this your brother?*


I can act the dialog.



I can do the task.



How many happy faces  
have you got?



I've got \_\_\_\_\_.  
I'm...

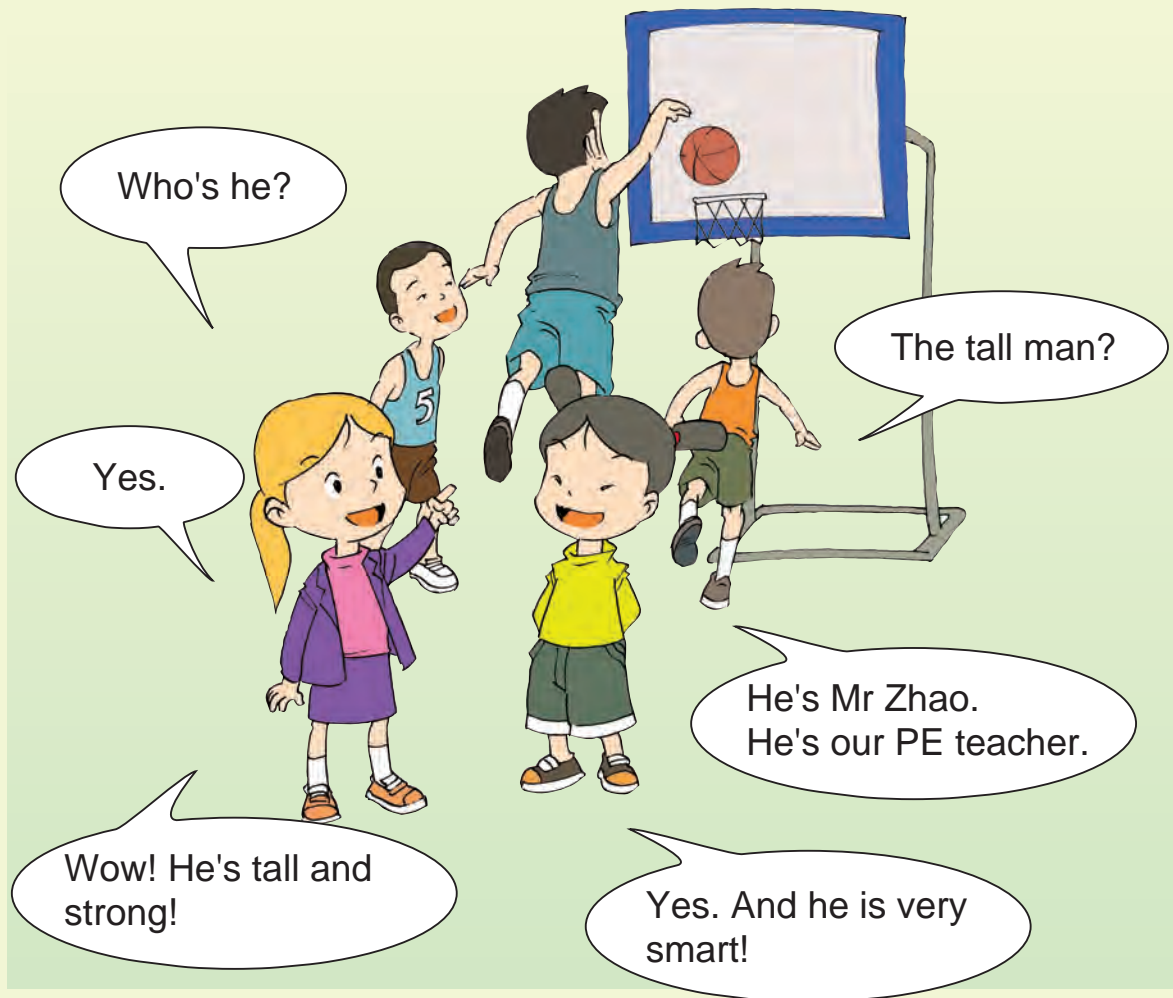




# Unit 3

## He's our PE teacher

### 1 Listen and say



man



woman



tall



short



strong

He's tall and strong!

## 2 Game time




Mingming



Huanhuan



Lele



Taotao


He has a big mouth and a big nose. Who's he?

Yes.



He's...

## 3 Listen and read



# Unit 3

## 4 Let's act



Li Ming: Catch!

Peter: Uh-oh!

Woman: Here you are.

Peter & Li Ming: Thank you.

Woman: That's OK.



Peter: Who's she?

Li Ming: She's my neighbor.

Peter: She's tall and beautiful.


Is she a model?

Li Ming: No. She's a basketball player.

## 5 Try to do



Listen, match and write.



She's Miss Lin.

## 6 Read and say



## 7 Let's chant



Who is tall? Giraffe is tall.  
Who is big? Elephant is big.  
Who is strong? Bear is strong.  
Who is thin? Monkey is thin.  
Who is beautiful? Peacock is beautiful.





## 8 Reward time

I can describe people.



■ He's tall and strong!



What can you do?  
Color the happy faces.



I can say and use  
the words.



man woman tall  
short strong

I can write the sentence.




*He's tall and strong.*

I can act the dialog.



I can do the task.



How many happy faces  
have you got?



I've got \_\_\_\_\_.  
I'm...



OK!

Good!

Excellent!

### 1 Listen and say




I have a new friend.  
She is from the UK.

Her name is Helen.

What's her name?

Is she tall?

Yes, she is. She's tall  
and beautiful.




Is she tall?


Yes, she is.

# Unit 4

## 2 Game time



## 3 Listen and read



## 4 Let's act



**Sandy:** I have a good friend.  
She's very kind to me.

**Helen:** Is she young?

**Sandy:** No. She's old.



**Helen:** How old is she?

**Sandy:** She's 68.

**Helen:** 68?

**Sandy:** Listen! She's calling me.

**Helen:** Oh, I see. She's your grandma!



## 5 Try to do



I lost my pet dog.

Well, she is beautiful.

She is big.

She is black and white.

Which is her dog?

What's it like?

Is she big or small?

What color is she?





# Unit 4

## 6 Read and say



I have a good friend.  
She is very nice.

Is she big?

No, she is small.

Is she clever?

Yes, she is.

...

No, she isn't.

...?

Yes. She's very young.

Look! She's coming!

Hello!

Ha! Ha! Nice to see you!

## 7 Let's chant



Is your friend tall?  
No, my friend is short.  
Is your friend big?  
No, my friend is small.

Is your friend old?  
No, my friend is young.  
Is your friend smart?  
Yes, he is very smart!



## 8 Reward time

I can talk about people.



- Is she tall?
- Yes, she is.



What can you do?  
Color the happy faces.



I can say and use  
the words.



young      old  
beautiful   thin   clever


I can write the sentences.



Is she tall?

Yes, she is.

I can act the dialog.



I can do the task.



How many happy faces  
have you got?



I've got \_\_\_\_\_.  
I'm...



### 1 Listen and say



My father is great.  
He knows many  
things!

What's his job?

He's a teacher.

My father is great,  
too. He knows  
many places.

Really?  
What's his job?

He's a taxi driver.

teacher



doctor



driver



nurse



pupil



What's his job?

He's a teacher.

## 2 Game time



What are their jobs?



He works in a car.  
Guess, what's his job?

Is he a driver?

She's always in a white coat.  
Guess, what's her job?

She's a nurse.

No, she's a doctor.

Yes. He is a taxi driver.

## 3 Listen and read



cute

student

music

Super!

U u

The cute student likes the super music.



# Unit 5

## 4 Let's act



Billy: Wow! You have so many ping-pong balls.

Liu Gang: They are my mother's.

Billy: Is your mother a ping-pong player?

Liu Gang: No, she isn't.

Billy: What's your mother's job?

Liu Gang: She is a worker.

She makes toys. Look!

Billy: Wow! Lovely toys!

May I have a look?

Liu Gang: Sure!



## 5 Try to do



Hello. My name's Henry.

My father is \_\_\_\_\_.

My mother \_\_\_\_\_.

My sister \_\_\_\_\_.

My brother \_\_\_\_\_.


Look, write and report.



Henry's father is...  
His mother is...



## 6 Read and say




## 7 Let's sing



### My Father Is a Doctor

My father is a doctor.  
My mother is a teacher.  
They love me so.  
My father is a doctor.  
My mother is a teacher.  
I love them, too.



# Unit 5

## 8 Reward time

I can talk about jobs.



- What's his job?
- He's a teacher.



What can you do?  
Color the happy faces.



I can say and use  
the words.



teacher      driver  
doctor      nurse      pupil

I can write the sentences.




What's his job?  
He's a teacher.

I can act the dialog.



I can do the task.



How many happy faces  
have you got?



I've got \_\_\_\_\_.  
I'm...



1

Listen and say



Look at my parents!  
They are in France now.

What are they doing?

They're working.

What are their jobs?

They are artists.

Great! I want to be  
an artist, too.



artist



worker



farmer



policeman



soldier

They are artists.



# Unit 6

## 2 Game time



What are their jobs?



They're artists.

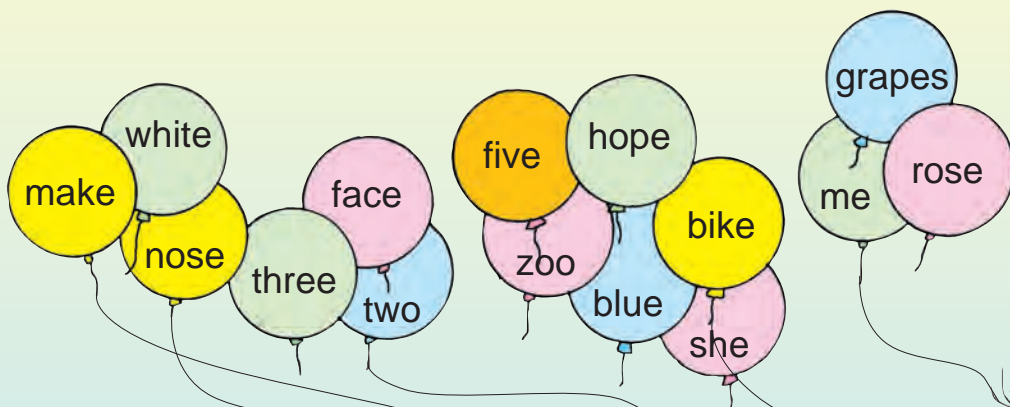
### Word Bank

workers   policemen  
doctors   pupils  
teachers   drivers  
artists   farmers  
nurses

## 3 Listen, think and read



Find and say.



Bee



Joe



Kate



Sue



Mike

## 4 Let's act



Fang Ming: Look there. That is our new school building.

Billy: Great! Who are they?

Are they workers?

Fang Ming: No, they aren't.


Billy: What are their jobs?

Fang Ming: They are soldiers.

Billy: Really?

Fang Ming: Yes. They often come to help us.

They are so great.



## 5 Try to do



Listen, number and write.




---

---

---




---

---

---



pupils, cool, smart




---

---

---

# Unit 6

## 6 Read and say



Let's play a guessing game.



What are their jobs?



What are their jobs?



What are their jobs?



## 7 Let's sing



Can you make a new song?

### What Do You Want to Be?

What do you want to be?

Want to be? Want to be?

Oh, what do you want to be?

I want to be a policeman.



## 8 Reward time

I can talk about jobs.



■ They are artists.



What can you do?  
Color the happy faces.



I can say and use  
the words.



artist worker farmer  
policeman soldier

I can write the sentence.



*They are artists.*

I can act the dialog.



I can do the task.



How many happy faces  
have you got?



I've got \_\_\_\_\_.  
I'm...





# Review 1

## 1 Listen, say and act





**Alien:** Hi, I'm Alien.

**Funny:** I'm Funny. Nice to meet you.

**Alien:** Nice to meet you, too.

**Funny:** You have a big head  
and two long arms.  
How cute!

**Alien:** You have a big body  
and four short legs.  
You're really funny.



**Funny:** What's your job, Alien?

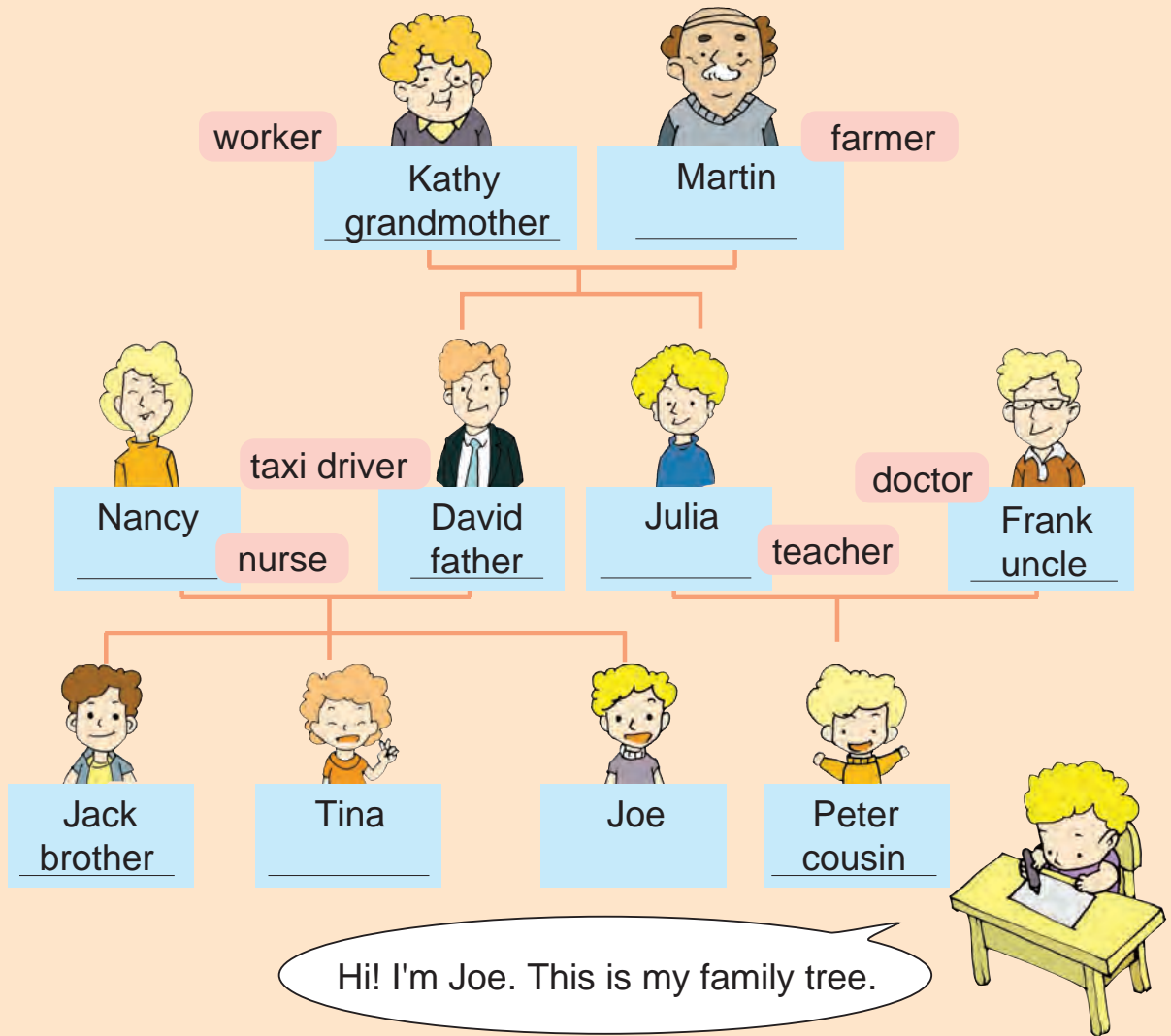
**Alien:** I'm a pilot.

**Funny:** Can you fly to the Mars?

**Alien:** Sure. Let's go!

**Funny:** Wow! That's cool!


## 2 Look, write and say



- 1 Martin is Joe's \_\_\_\_\_. He is a \_\_\_\_\_.
- 2 David has two \_\_\_\_\_ and one \_\_\_\_\_.
- 3 Joe's father is a \_\_\_\_\_. His mother is a \_\_\_\_\_.
- 4 Julia is Joe's \_\_\_\_\_. She is a \_\_\_\_\_.
- 5 Joe has a \_\_\_\_\_. Her name is Tina.
- 6 Who is Nancy? \_\_\_\_\_.
- 7 Is Joe's grandmother a teacher? \_\_\_\_\_.
- 8 Is Peter Frank's son? \_\_\_\_\_.

# Review 1

## 3 Listen and match



Alice

Mary

Betty

Jim

May

Jane

## 4 Ask, write and report

Name	Father	Mother
Tom	worker tall big nose	nurse thin and short ...

What's your father's job?

He's a worker.

What does he look like?




He is tall.  
He has a big nose.



Tom's father is a worker. He's tall. He has a big nose.  
Tom's mother is a nurse. She's thin and short.

## 5 Let's check

Listen and circle.



How many happy faces have you got?

I've got \_\_\_\_ .





# Review 1

## 6 Little scholar



In China, there are different ways to call parents and grandparents. In the US, children can also call them in different ways.



Father, Dad,  
Daddy, Papa, Pa...



Mother, Mom,  
Mommy, Mama,  
Ma...



Grandfather,  
Grandpa,  
Grandad...



Grandmother,  
Grandma,  
Granny...

## 7 A rhyme

Come and meet my family  
Under the big tree.  
This is my father. This is my mother.  
Sit down and have some tea.

Come and meet my family  
Under the big tree.  
This is my brother. This is my sister.  
Come and play with me.




## 8 Fun story

### Where Is Mom?

We are tadpoles.  
We are black.  
We have big heads.




Where is our mom?




Let's go and find her.

Hello! Are you our mom?



No, I'm not. I'm tall and  
your mother is short.

Hello! Are you our mom?



No, I'm not. I'm big and  
your mother is small.

Hello! Are you our mom?



No, I'm not. Your mother  
is green and I'm gray.

Look! She's small, short  
and green.

Mom! Mom!



Come here, my  
dear babies.

### 1 Listen and say





Look there!  
So many ducks!

No. They are not ducks.

What are they?

They are geese.



What are they?

They are geese.

## 2 Game time



Look carefully.  
One, two, three!



What are they?

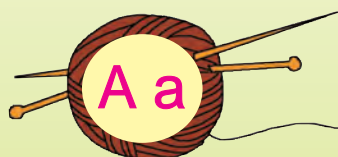
They're cows and pigs.

And sheep and ducks.

Yes.



## 3 Listen and read



cat

black



fat



rat

A black cat is catching a fat rat.




# Unit 7

## 4 Let's act



Linda: Wow! Lovely sea lions!  
 Xiao Hui: No, they are not sea lions.  
 Li Ming: What are they?  
 Xiao Hui: They are seals.  
 Linda: But they look the same.



Xiao Hui: No. You see? The sea lion can stand, but the seal can't. The sea lion's neck is long, but the seal's is short.

Linda: Oh, I see.

## 5 Try to do



What are they?  
 Read, guess and write.

1 They have big ears and small eyes.  
 They have long mouths. They are fat.



2 They are gray.  
 They have long noses.  
 They have big ears.  
 They are tall and strong.



3 They are white.  
 They have long ears.  
 Their eyes are red.  
 They have short tails.

4 They are black and white.  
 They are strong. They eat grass,  
 and give us milk.

1 They are \_\_\_\_\_.

2 \_\_\_\_\_.

3 \_\_\_\_\_.

4 \_\_\_\_\_.

## 6 Read and say



Welcome to the animal kindergarten.



Wow! So many baby animals.

What are they?  
Are they baby cats?



No, they are baby tigers.


What is it?

They are baby pandas.



Wow, they are so tiny!

Look at its mouth!  
It's a hippo!



Yes! You are so clever!

## 7 Let's chant



What are they? They are our pets.  
Birds, dogs, ducks and little lovely cats.  
What are they? They are our friends.  
Bees, frogs, pigs and many lovely birds.



## 8 Reward time

I can talk about farm animals. 😊

- What are they?
- They are geese.



What can you do?  
Color the happy faces.



I can say and use the words. 😊

ducks      pigs  
sheep      cows

I can write the sentences. 😊


What are they?

They are geese.

I can act the dialog. 😊



I can do the task. 😊



How many happy faces have you got?



I've got \_\_\_\_\_. 😊  
I'm...

OK!

Good!

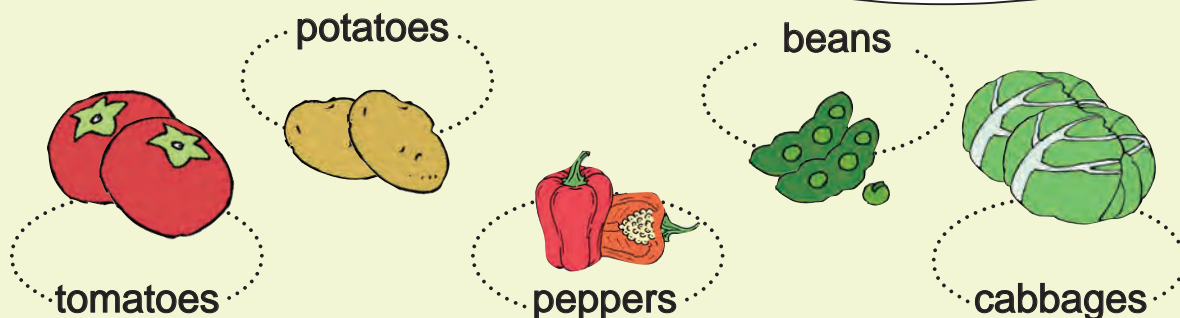

Excellent!



# Unit 8

## They are sweet potatoes

### 1 Listen and say



Are they potatoes?

No, they aren't.



# Unit 8

## 2 Game time



Touch and guess.




What are they?

Are they apples?

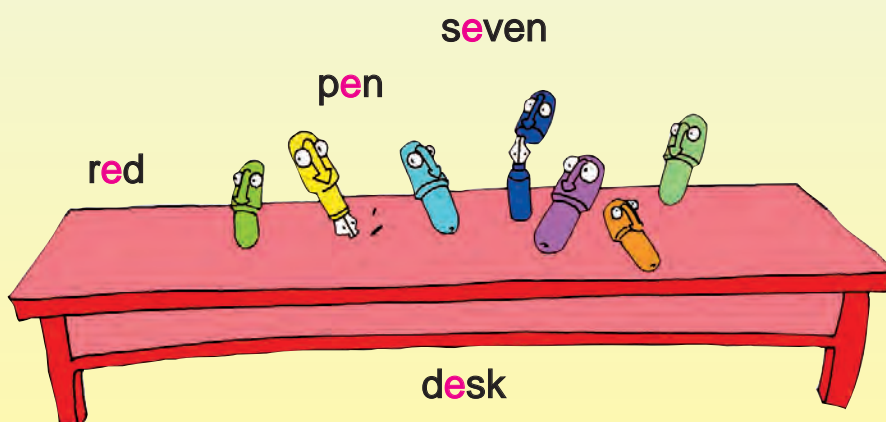

No, they aren't.

Are they oranges?

Yes, they are.



## 3 Listen and read



Seven pens rest on the red desk.

# Unit 8

## 4 Let's act



Uncle Feng: Welcome to our farm.

Liu Gang: What are these,  
Uncle Feng?

Uncle Feng: They are corn stalks.

Liu Gang: Are these eggplants?

Uncle Feng: Yes, they are.



Bob: Are those watermelons?

Uncle Feng: No. They are pumpkins.  
They are sweet.

Bob: Oh, I see.

I love this farm.



## 5 Try to do



Look, write and say.





Are they pigs?

Yes, it is.

Are they flowers?

# Unit 8

## 6 Read and say




## 7 Let's chant



What are these?  
They are trees.  
What are those?  
They are tomatoes.



What are these?  
They are geese.  
What are those?  
They are hippos.



## 8 Reward time

I can identify vegetables.

- Are they potatoes?
- No, they aren't.




I can write the sentences.

*Are they potatoes?*

*No, they aren't.*

I can do the task.



What can you do?  
Color the happy faces.




I can say and use  
the words.

tomatoes    potatoes  
peppers    beans  
cabbages

I can act the dialog.




How many happy faces  
have you got?



I've got \_\_\_\_\_.  
I'm...



### 1 Listen and say



What can you do? I can fly.

## 2 Game time



Listen and do.



Walk like a duck.

Walk like a duck.



## 3 Listen and read




hill

little

pig

fish



A little pig is fishing near the hill.

# Unit 9

## 4 Let's act



Monkey King: Hello, Funny.

Funny: Who are you?

Monkey King: Guess!

Funny: What can you do?

Monkey King: I can run and jump.

I can swim and fly.

I can do anything.


Funny: Super! What's your name?

Monkey King: My name is Monkey King!

Funny: Glad to know you, Monkey King!



## 5 Try to do



Discuss in groups and write.



I can sing.  
I can fly.  
I can jump.  
Who am I?  
\_\_\_\_\_  
\_\_\_\_\_  
\_\_\_\_\_


I can walk.  
I can jump.  
I can catch a mouse.  
Who am I?  
\_\_\_\_\_  
\_\_\_\_\_  
\_\_\_\_\_

I can dive.  
I can swim.  
I can make bubbles.  
Who am I?  
\_\_\_\_\_  
\_\_\_\_\_  
\_\_\_\_\_

I can run.  
I can jump.  
I can guard the door.  
Who am I?  
\_\_\_\_\_  
\_\_\_\_\_  
\_\_\_\_\_



## 6 Read and say



## 7 Let's chant



What can you do, Mr Sun?

I can run. I can run.

What can you do, Butterfly?

I can fly. I can fly.



What can you do, Little Tim?

I can swim. I can swim.

What can you do, Frog Pump?

I can jump. I can jump.





## 8 Reward time

I can talk about people's abilities.



- What can you do?
- I can fly.



What can you do?  
Color the happy faces.



I can say and use  
the words.



run      jump  
swim    fly    walk

I can write the sentences.



What can you do?

I can fly.

I can act the dialog.



I can do the task.



How many happy faces  
have you got?



I've got \_\_\_\_\_.  
I'm...




OK!

Good!

Excellent!

### 1 Listen and say



sing



dance



read



write



speak

Can you sing and dance?

Yes, I can.

# Unit 10

## 2 Game time



Guess and say.



Can you sing?

Yes, I can.

Can you fly?


Yes, I can.

Can you swim?

No, I can't.

You are a bird!

## 3 Listen and read



fox



dog



The dog and the fox are eating hot dogs on the box.

box

# Unit 10


## 4 Let's act



Joy: Hello, friends.

Tom: Hello! What's your name?

Joy: My name is Joy.



Tom: What can you do?

Joy: I can do a lot of things. I can speak,  
I can read, I can write and I can draw.

Tom: Really? Can you play football?

Joy: Of course!

Tom: Watch out!

Joy: Oh, no!  
(Bang!)



## 5 Try to do



Hello! I'm \_\_\_\_\_. I can \_\_\_\_\_.

I can \_\_\_\_\_. I can \_\_\_\_\_.

What can you do?



Write and say.



### Word Bank

sing dance  
read write  
swim run  
play football  
speak English



## 6 Read and say



## 7 Let's sing



### Can You Sing and Dance?


Can you sing and dance? Can you fly a kite?  
 Can you play the piano? Can you ride a bike?  
 I can sing and dance. I can fly a kite.  
 I can play the piano. I can ride a bike.  
 Sha la la, sha la la, sha la la la la.  
 I can do a lot of things. What can you do?  
 Sha la la, sha la la, sha la la la la.  
 I can do a lot of things. What can you do?



## 8 Reward time

I can ask about people's abilities.

- Can you sing and dance?
- Yes, I can.



What can you do?  
Color the happy faces.




I can say and use  
the words.

sing dance  
read write speak

I can write the sentences.

*Can you sing and dance?*  
*Yes, I can.*

I can act the dialog.



I can do the task.



How many happy faces  
have you got?



I've got \_\_\_\_\_.  
I'm...

OK!

Good!

Excellent!

### 1 Listen and say



make model planes



play chess



*He can make model planes.*

## 2 Game time



Come on! Let's get the cards and play.



She can talk...

... with her eyes.

She can talk  
She can listen  
...


with her ears  
with her eyes  
...



## 3 Listen and read




sun



U u

bus



duck



bug



The duck and the bug are running after the bus in the sun.



# Unit 11

## 4 Let's act



Linda: Look! This is my pet.  
Her name is Candy.

Billy: She looks beautiful and clever.

Linda: Yes. She's very clever.

Billy: What can she do?

Linda: She can do many things.  
She can stand. She can jump.  
And she can get the newspapers for me.

Billy: Really?

Linda: Look! Candy, go and  
get the newspapers.


Billy: Cool!



## 5 Try to do



Listen, match and write.



Nick can play ping-pong. His father can \_\_\_\_\_.

His mother can \_\_\_\_\_. She can \_\_\_\_\_, too.

His little sister can \_\_\_\_\_. She can \_\_\_\_\_ beautiful pictures.

## 6 Read and say



## 7 Let's chant



I can, you can and everybody can  
Sing and dance, jump and run.  
He can, she can, everybody can  
Come and go, sit and stand.  
We can, you can, everybody can  
Play and laugh and have lots of fun.



# Unit 11

## 8 Reward time

I can describe people's abilities.



■ He can make model planes.



What can you do?  
Color the happy faces.



I can say and use  
the words.



make model planes  
play the guitar  
draw pictures  
play chess

I can write the sentence.




*He can make model planes.*

I can act the dialog.



I can do the task.



How many happy faces  
have you got?



I've got \_\_\_\_\_.  
I'm...



OK!

Good!

Excellent!



### 1 Listen and say




Listen to the teacher.



Walk on the right side.



Stand in line. Don't push.



Wait for the green light.



listen



talk



stand



wait

*Listen to the teacher.*



# Unit 12

## 2 Game time



Listen and do.



Shut your eyes.  
Open your mouth!



### Word Bank

Shut your eyes.  
Open your mouth.  
Shut your mouth.  
Open your eyes.  
Stand on your right leg.  
Stand on your left leg.  
One eye open and one eye shut.

## 3 Listen, read and color



## 4 Let's act



**Li Ming:** Hi, Mom. Hi, Dad. I'm home.  
Can I watch TV?

**Mom:** No. Do your homework first.

**Dad:** Your mom is right.  
Do your homework first.

**Li Ming:** Mom, my homework is done.

**Mom:** Good.

**Li Ming:** Can I watch TV now?

**Mom:** Yes, you can.

**Dad:** Don't watch too long.  
It's bad for your eyes.

**Li Ming:** OK, Dad.



## 5 Try to do



### Steps

1 Fold it in half.



2 Fold it in half to make a crease.



3 Fold it along the dotted line.



4 Draw a face and it is finished.






Can you make a paper dog?



Paste your  
paper dog here.

# Unit 12

## 6 Read and say



## 7 Let's chant



Let us be polite,  
In everything we do.  
Remember to say "Please",  
And don't forget "Thank you", too.



## 8 Reward time

I can understand and give instructions.



■ Listen to the teacher.

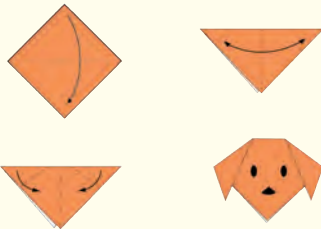


I can write the sentence.



*Listen to the teacher.*

I can do the task.



What can you do?  
Color the happy faces.



I can say and use the words.



listen talk

stand wait

I can act the dialog.



How many happy faces have you got?



I've got \_\_\_\_\_.  
I'm...



OK!

Good!

Excellent!




# Review 2

## 1 Listen, say and act




**Swan:** Who are you?  
**Goose:** Who are you?  
**Swan:** You look like me.  
**Goose:** You look like me.



**Goose:** What can you do?  
**Swan:** I can sing and dance.  
**Goose:** Me, too.  
**Swan:** I can run and swim.  
**Goose:** I can run and swim, too.  
**Swan:** I can fly. Can you?  
**Goose:** Oh, no. I can't fly.

**Swan:** What's your name?  
**Goose:** I'm Goose. And you?  
**Swan:** I'm Swan. Let's be friends.  
**Goose:** Great!



## 2 Read, choose and say

- A What can they do?    B Can they sing?    C She can sing.  
D No, they can't.    E Yes, they can.    F What are they?

Mom! \_\_\_\_

They are dolphins.

Dolphins are very clever. They can do many things.

\_\_\_\_

They can play basketball.

\_\_\_\_

\_\_\_\_ Listen!


Can they dance?

How clever!

Yes. They can dance with you.

# Review 2

## 3 Listen, match and report



Xiao Hui can play the piano...



## 4 Answer and play

Can you stand on one leg?

\_\_\_\_\_

\_\_\_\_\_

Can you write with your left hand?

\_\_\_\_\_

\_\_\_\_\_

Can you see with one eye shut?

\_\_\_\_\_

\_\_\_\_\_

Can you play the ball with your head?

\_\_\_\_\_

\_\_\_\_\_

Can you bounce the ball with your foot?


\_\_\_\_\_

\_\_\_\_\_



## 5 Let's check

Listen and circle.



How many happy faces have you got?

I've got \_\_\_\_ .





# Review 2

## 6 Little scholar

Do you know American school rules?



Students can't... in the classroom.



chew gum



wear hats

Students can't... at school.



use a cellphone



keep pets



ride a bike



run in the hall

## 7 Let's chant



I can see. I can see. I can see with my eyes.

I can hear. I can hear. I can hear with my ears.

I can talk. I can talk. I can talk with my mouth.

I can smell. I can smell. I can smell with my nose.




## 8 Fun story



### Let's Work Together!

Let's go and pick fruit over there.



I can run,  
but I can't swim.



I can swim, but  
I can't climb the tree.




I can climb,  
but I can't swim.




Let's work together!



I can pick up fruit.



I'm Unit		OK!	Good!	Excellent!
Unit 1				
Unit 2				
Unit 3				
Unit 4				
Unit 5				
Unit 6				
Review 1				
Unit 7				
Unit 8				
Unit 9				
Unit 10				
Unit 11				
Unit 12				
Review 2				
Total				

How many happy faces  
have you got in Book 4?



# Words and expressions

(要求学生能听、说、读、写本词汇表中的单词)

## Unit 1

father 父亲, 爸爸

mother 母亲, 妈妈

grandmother 奶奶; 外婆

grandfather 爷爷; 外公

welcome 欢迎

our 我们的

home 家

from 来自, 从……来

## Unit 2

brother 兄, 弟

sister 姐, 妹

cousin 堂(表)兄(弟, 姐, 妹)

uncle 叔; 伯; 舅

aunt 姨; 姑; 婶

look at 看……, 瞧……

family 家庭

photo 照片

like 喜欢; 像

look like 看上去像, 似乎

## Unit 3

man 男人

woman 女人

tall 高的, 高大的

short 矮的; 短的





strong 强壮的

PE 体育课

who 谁

very 很, 非常

smart 聪明的; 精明的

#### Unit 4

young 年轻的

old 年纪大的

beautiful 美丽的

thin 瘦的

clever 聪明的

the UK 英国

#### Unit 5

driver 司机

doctor 医生

nurse 护士

pupil 小学生

know 知道, 了解

many 许多

thing 东西; 物品

job 工作, 职业

place 地方, 场所

really 真的, 确实, 的确

taxi 出租汽车



## Unit 6

artist 艺术家;画家

worker 工人

farmer 农民

policeman 警察

soldier 军人;士兵

parents 父母

France 法国

their 他们的

great 极好的

want 要,想要;希望

## Unit 7

ducks (复数)鸭



pigs (复数)猪

sheep (单、复数)羊;绵羊

cows (复数)母牛;奶牛

geese (复数)鹅

## Unit 8

tomatoes (复数)西红柿

potatoes (复数)土豆

peppers (复数)甜椒

beans (复数)豆;豆荚

cabbages (复数)卷心菜

those 那些

sweet 甜的



## Unit 9

run 跑;奔跑

jump 跳;跳跃

swim 游泳

fly 飞;飞翔

walk 走,行走

can 能,会

## Unit 10

sing 唱(歌);演唱

dance 舞蹈;跳舞

read 阅读,读

write 书写,写字

speak 谈话,讲话

English 英语

## Unit 11

make 制造,做;组装

model 模型

plane 飞机

make model planes

做飞机模型

play 玩耍;演奏(乐器)

guitar 吉他

play the guitar 弹吉他

draw 画,描绘

picture 图画;照片

draw pictures 画画



chess 棋

play chess 下棋

super 超级的

children (复数) 儿童, 小孩

Chinese 汉语, 中文

## Unit 12

listen 听; 倾听

talk 说话, 谈话

stand 站立

wait 等, 等候

right 右; 右边

side 方面; 侧面

line 线; 路线

push 推动; 移动

for 给; 对; 为了

light 光; 电灯

Welcome to our home! 欢迎来我们家做客!

Listen to the teacher. 注意听讲。

Walk on the right side. 右侧通行。

Stand in line. 排队。





# Word list

## Aa

artist 艺术家;画家  
aunt 姨;姑;婶

## Bb

beans (复数)豆;豆荚  
beautiful 美丽的  
brother 兄,弟

## Cc

cabbages (复数)卷心菜  
can 能,会  
chess 象棋  
children (复数)儿童,小孩  
Chinese 汉语,中文  
clever 聪明的  
cousin 堂(表)兄(弟,姐,妹)  
cows (复数)母牛;奶牛

## Dd

dance 舞蹈;跳舞  
doctor 医生  
draw 画,描绘  
draw pictures 画画  
driver 司机  
ducks (复数)鸭

## Ee

English 英语

## Ff

family 家庭  
farmer 农民  
father 父亲,爸爸  
fly 飞;飞翔  
for 给;对;为了  
from 来自,从……来  
France 法国

## Gg

geese (复数)鹅  
grandfather 爷爷;外公  
grandmother 奶奶;外婆  
great 极好的  
guitar 吉他

## Hh

home 家

## Jj

job 工作,职业  
jump 跳;跳跃

## Kk

know 知道,了解



## Ll

light	光;电灯
like	喜欢;像
line	线;路线
listen	听;倾听
look at	看……, 瞧……
look like	看上去像, 似乎

## Mm

make	制造, 做; 组装
make model planes	做飞机模型
man	男人
many	许多
model	模型
mother	母亲, 妈妈

## Nn

nurse	护士
-------	----

## Oo

old	年纪大的
our	我们的

## Pp

parents	父母
PE	体育课
peppers	(复数)甜椒

photo	照片
picture	图画; 照片
pigs	(复数)猪
place	地方; 场所
plane	飞机
play	玩耍; 演奏(乐器)
play chess	下棋
play the guitar	弹吉他
policeman	警察
potatoes	(复数)土豆
pupil	小学生
push	推动; 移动

## Rr

read	阅读, 读
really	真的, 确实, 的确
run	跑, 奔跑
right	右; 右边

## Ss

sheep	(单、复数)羊; 绵羊
short	矮的; 短的
side	方面; 侧面
sing	唱(歌), 演唱
sister	姐, 妹
smart	聪明的, 精明的
soldier	军人; 士兵
speak	谈话, 讲话
stand	站立



strong 强壮的  
super 超级的  
sweet 甜的  
swim 游泳

### Tt

tall 高的, 高大的  
talk 说话, 谈话  
taxi 出租汽车  
the UK 英国  
their 他们的  
thin 瘦的  
thing 东西; 物品  
those 那些  
tomatoes (复数) 西红柿

### Uu

uncle 叔; 伯; 舅

### Vv

very 很, 非常

### Ww

walk 走, 行走  
wait 等; 等候  
want 要, 想要; 希望  
welcome 欢迎  
who 谁  
woman 女人  
worker 工人  
write 书写, 写字

### Yy

young 年轻的



# 后记

义务教育教科书《英语》是我社依据教育部最新颁布的《义务教育英语课程标准(2011年版)》精神,在原义务教育课程标准实验教科书《快乐英语》(Fun with English)的基础上,经过充分调研和科学论证,重新修订编写的一套小学英语教材。

编写人员在教材编写的过程中,借鉴了《快乐英语》十余年的使用经验,在继承并巩固原教材“注重思想性,激发学生学习兴趣,培养语言运用能力”的基础上,围绕“话题—功能—结构—任务”的编写思路,对原教材的编排体例、学段间衔接、板块呈现方式、知识结构、语言坡度及复现率等做了全面而深入的修改,精选并补充学生发展所需要的内容,贴近学生生活,紧跟时代,关注学生能力的发展,以学生最感兴趣的方式呈现。

本套教材的主要编写人员如下:

**主编:吴悦心 副主编:周朝华**

**编者:曲端 李英 王慧 Evelyn Pun 郭振伟 郝梅 王晓云**

这些作者均为具有丰富英语教学经验并对英语教育理论有深入研究的高级教师、教研员。另外,我们还聘请了语言专家Evelyn Pun(美)和Frank Manuel(加)对全套书的语言进行审校。在此,我们对全体编写人员为教材编写付出的辛勤劳动表示衷心的感谢!

我们希望这套教材能够得到广大师生的认同和喜爱,并在大家的关心和帮助下得到进一步完善和提高。

全书另配有教学录音磁带一套。

辽宁师范大学出版社  
基础教育教材编辑部

2013年3月



© 吴悦心 2013

出 版 人 王 星  
策 划 张 洋  
组 稿 张 洋 朱宇光  
装帧设计 周佰惠  
图画创作 王庆洪 张玉玲 刘靖涛 王 申

## 辽宁师范大学出版社出版

地址:大连市黄河路 850 号

邮政编码:116029

网址:<http://www.lnnup.net>

邮箱:[kuaileyinyu@126.com](mailto:kuaileyinyu@126.com)

<http://www.press.lnnu.edu.cn>

编辑室电话:0411-82159901

营销部电话:0411-82159913

大连金华光彩色印刷有限公司印刷

各地新华书店发行

---

幅面尺寸:185mm×260mm

印张:5.5 字数:100 千字

2013 年 11 月第 1 版

2020 年 12 月第 8 次印刷

---

责任编辑:张 洋 宫春来

责任校对:朱宇光 李 珍

---

ISBN 978-7-5652-0895-9

所购教材,如有印装问题,请与本社联系调换。

版权所有 不得翻印