



义 务 教 育 教 科 书

# 英语

(三年级起点)

四年级 上册



外语教学与研究出版社



义 务 教 育 教 科 书


# 英语

(三年级起点)

## 四年级上册

主 编：陈 琳 Printha Ellis (英)

副主编：鲁子问



外语教学与研究出版社

FOREIGN LANGUAGE TEACHING AND RESEARCH PRESS

北京 BEIJING

Name (姓名): \_\_\_\_\_ Class (班级): \_\_\_\_\_ School (学校): \_\_\_\_\_

出版人：徐建忠  
项目统筹：王 芳     Charlotte Liu (加)  
项目策划：徐秀芝     申 蓓  
项目负责：申 蓓     陈海燕     邢印姝     Mary-Jane Newton (德)  
责任编辑：李小香     杨贤达  
绘制设计：金 妮     张春玲

英语 (三年级起点)  
四年级上册 学生用书  
主编：陈 琳     Printha Ellis (英)

**基础教育出版分社：**

地 址：北京市西三环北路19号 外研社大厦 基础教育出版分社 (100089)  
咨询电话：010-88819666 (编辑部) / 88819688 (市场部)  
传 真：010-88819422 (编辑部) / 88819423 (市场部)  
电子信箱：beed@fltrp.com  
购书电话：010-88819928/9929/9930 (邮购部)  
购书传真：010-88819428 (邮购部)





# 前 言

各位同学，你们好！欢迎大家学习本套英语教材！

2000年，外语教学与研究出版社与麦克米伦出版（中国）有限公司依据国家《义务教育 英语课程标准（实验稿）》共同组织开发了本套教材；作为我国第一套中小学“一条龙”英语教材，本套教材已出版使用十余年。2011年，基于新颁布的国家《义务教育 英语课程标准（2011年版）》，我们对教材进行了认真修订。

在修订后的小学教材中，我们为同学们保留了大家熟悉并喜爱的四个小伙伴——中国学生大明和玲玲、英国学生Sam和Amy，还增加了其他一些人物和小动物。他们会带领大家在一系列有趣的故事、对话、游戏、活动和歌曲中学习英语。

修订后的教材每册包括10个学习模块（Module）、一个复习模块（Review Module）、四个单词表、一个补充阅读（Reading for Pleasure）版块以及一个综合运用实践项目（Project）。每个学习模块分两个单元（Unit），一般情况下，第一单元呈现本模块所要学习的语言内容，第二单元提供若干任务型（Task-based）活动，包括一首歌曲、歌谣或韵句。学习模块的课文中呈现了一些语法内容，但不要求老师做理论的讲解，更不要求大家孤立地、脱离语境地掌握，只希望大家初步学会在恰当的语境中运用包含这些语法的句子。这一原则也希望老师在教学过程中以及家长在辅导孩子学习的时候注意。复习模块对前面10个模块所学的内容进行综合和融合性复习，使大家的语言知识和相应的语言技能得到进一步的巩固与提高。教材有四个单词表，包括：分模块按出现顺序收录的单词，按字母顺序收录的全书单词，歌曲、歌谣或韵句中出现的单词以及人名、地名。在歌曲、歌谣或韵句中出现的单词，只要求理解，不要求学会运用。补充阅读为大家选用了篇幅短小、内容丰富、形式多样的材料。教材最后设计了一个综合运用实践项目，供同学们根据兴趣自由选择使用。

本套教材同时还配有对应的网络教材，可供同学们在线学习使用。

同学们，希望大家积极尝试，大胆实践，主动学做教材中的英语活动，努力学唱英语歌曲、歌谣和韵句。相信你们会在参与活动、完成任务的过程中体会到学习英语的乐趣，实现英语的灵活运用和自由交际。





# Contents



## Module 1

Unit 1 Go straight on. .... 2

Unit 2 It's at the station. .... 5

## Module 2

Unit 1 She's reading a book. .... 8

Unit 2 What are you doing? .... 11

## Module 3

Unit 1 What are they doing? .... 14

Unit 2 What's the elephant doing? .... 17

## Module 4

Unit 1 Do you want some rice? .... 20

Unit 2 How much is it? .... 23

## Module 5

Unit 1 Can you run fast? .... 26

Unit 2 Can Sam play football? .... 29

## Module 6

Unit 1 Can I have some sweets? .... 32

Unit 2 Happy Halloween! .... 35

## Module 7

Unit 1 There is a horse in this photo. .... 38

Unit 2 There are twelve boys on the bike. .... 41

## Module 8

Unit 1 We're going to visit Hainan. .... 44

Unit 2 Sam is going to ride a horse. .... 47

## Module 9

Unit 1 Are you going to run on sports day? .... 50

Unit 2 I'm going to do the high jump. .... 53

## Module 10

Unit 1 We have a big family dinner. .... 56

Unit 2 Merry Christmas! .... 59

## Review Module

Unit 1 ..... 62

Unit 2 ..... 64

**Words and Expressions in Each Module** ..... 66

**Word List** ..... 68

**Words and Expressions in Songs and Chants** ..... 71

**Proper Nouns** ..... 71

## Reading for Pleasure

Jack and the Beanstalk ..... 72

## Project

Skills ..... 74






# MODULE 1

## Unit 1 Go straight on.


### 1 Listen, point and say.



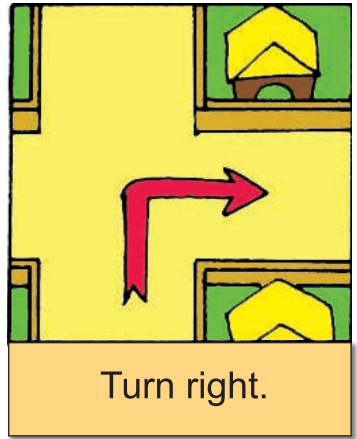
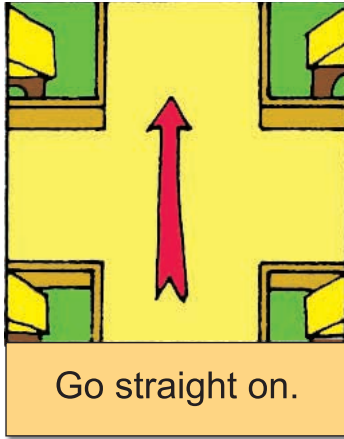
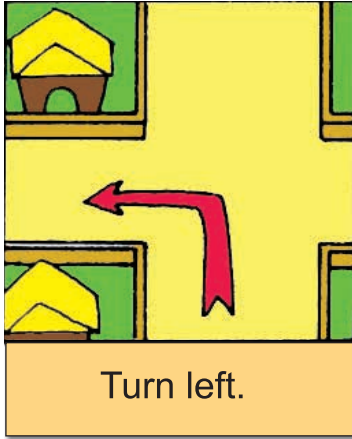
### 2 Listen, point and find "turn left, go straight on, turn right".










### 3 Listen and say.



### 4 Practise.

**A:** Excuse me. Where's the..., please?

**B:** Go straight on...





# MODULE 1





## Unit 2 It's at the station.

### 1 Listen, point and say.



### 2 Listen and say.




**3** Read and match. Then say. 




**1** The bus is up the hill.



**2** The bus is down the hill.



**3** The bus is near the park.



**4** The bus is at the station.

**4** Listen and say. Then chant. 



Left foot, right foot,  
left foot, right.

Left foot, right foot,  
left foot, right.

Marching all day,  
and marching all night.


Come on, kids!  
You're doing all right!

Go straight on,  
now turn right.






## 5 Listen and do.



## 6 Draw, ask and answer.





# MODULE 2


## Unit 1 She's reading a book.

1 Listen, point and say.



I like playing football. She likes playing basketball. He likes swimming. We like running.



2 Listen, point and find "-ing".









3 Listen and say.




He's taking pictures.



She's reading a book.

4 Practise.

Panpan is taking pictures.



Panpan

Fangfang

Weiwei

Yuanyuan

# MODULE 2



## Unit 2 What are you doing?


### 1 Listen and chant.



I'm reading a book.  
He's flying a kite.  
She's taking pictures.  
They're riding a bike.

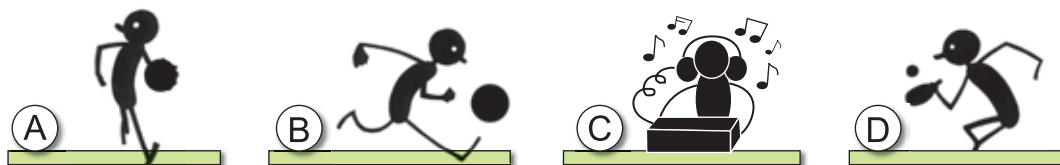



### 2 Listen and say.








3 Listen and match. Then say. 



4 Listen and say. Then sing and do the actions. 



ARE YOU DOING IT TOO?

  
 I'm listening to music. I'm reading a book.  
  
 I'm writing a letter. Come here and look.  
  
 I'm playing football. I'm talking to you.  
  
 I'm doing my homework. Are you doing it too?




## 5 Mime, ask and answer.



## 6 Do and say.

Call your friends and write.



### What are your friends doing?

Activities	watching TV	playing football	swimming	listening to music	reading a book	...
Names						
Lily	✓					
...						





# MODULE 3

## Unit 1 What are they doing?

1 Listen, point and say.


What are the kids doing?

They're listening to music.



What are they doing?

They're playing football.



2 Listen, point and find "-ing".

Let's get on the bus. We can see lots of interesting things.

OK.




Look at the people in the park.







3 Listen and say. 


**A:** What are they doing?  
**B:** They're playing chess.



**A:** What are they drinking?  
**B:** They're drinking milk.

4 Practise. 

*Mime and say.*






# MODULE 3




## Unit 2 What's the elephant doing?

### 1 Listen, point and say.



### 2 Listen and say.



## 3 Read and tick (✓). Then ask and answer.



Look at the people in the park. What are they doing?

- |                                     |                           |
|-------------------------------------|---------------------------|
| 1 Some girls are rowing a boat. ( ) | 4 Amy is singing. ( )     |
| 2 Mr Smart is running. ( )          | 5 Sam is jumping. ( )     |
| 3 Lingling is taking pictures. ( )  | 6 Grandma is reading. ( ) |



## 4 Listen and say. Then sing.



## ROW, ROW, ROW YOUR BOAT



Row, row, row your boat, gently down the



stream. Merrily, merrily, merrily, merrily,



life is like a dream.





## 5 Do and say.



## 6 Draw, ask and answer.







# MODULE 4


## Unit 1 Do you want some rice?

### 1 Listen and chant.



### 2 Listen, point and find "Do you want...?"







**3 Listen and say.**



**4 Practise.**






# MODULE 4



## Unit 2 How much is it?



### 1 Listen, point and say.



### 2 Listen and say.



**3 Point and say.** 

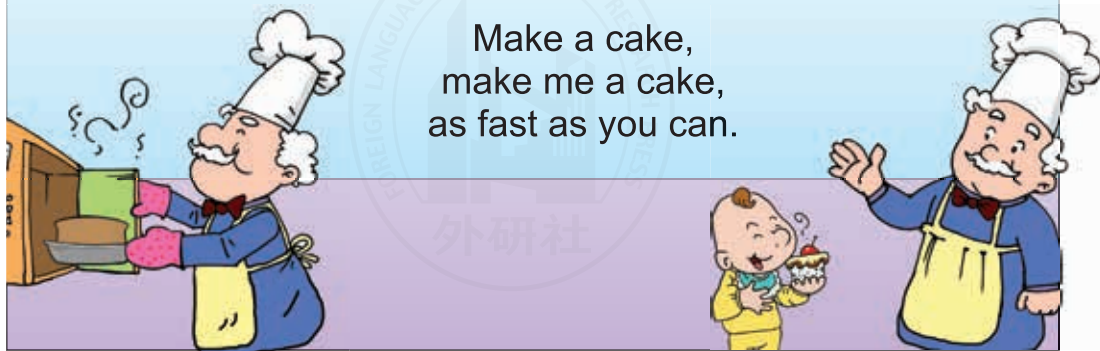


**4 Listen and say. Then chant.** 



Make a cake,  
make a cake,  
put it in the pan.

Make a cake,  
make me a cake,  
as fast as you can.





## 5 Guess and say.



## 6 Do and say.



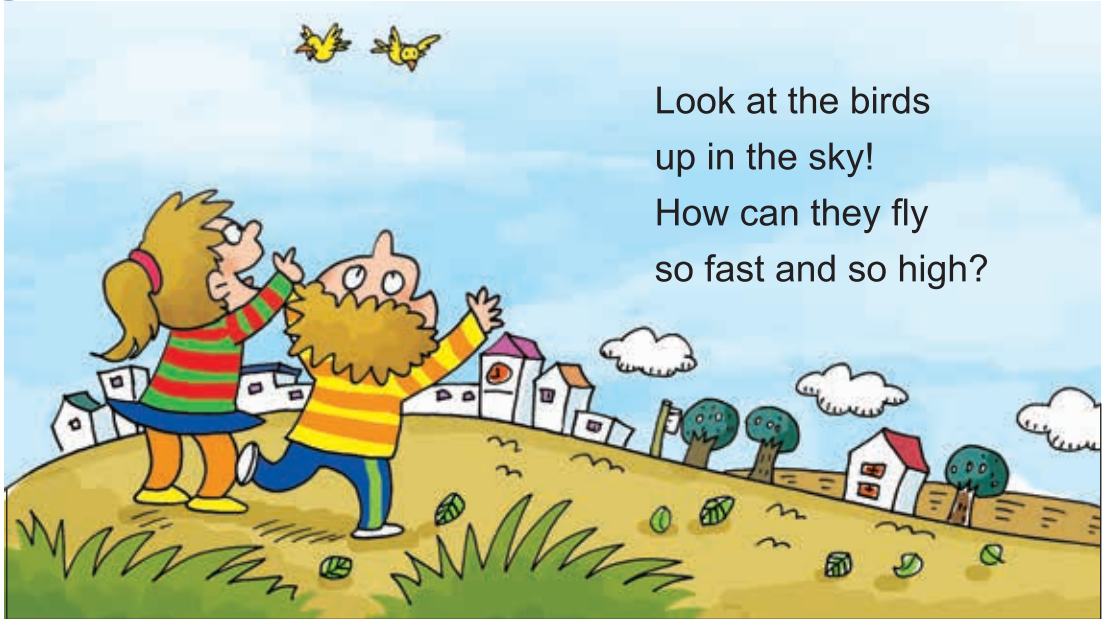





# MODULE 5



## Unit 1 Can you run fast?

### 1 Listen and chant.



### 2 Listen, point and find "can".



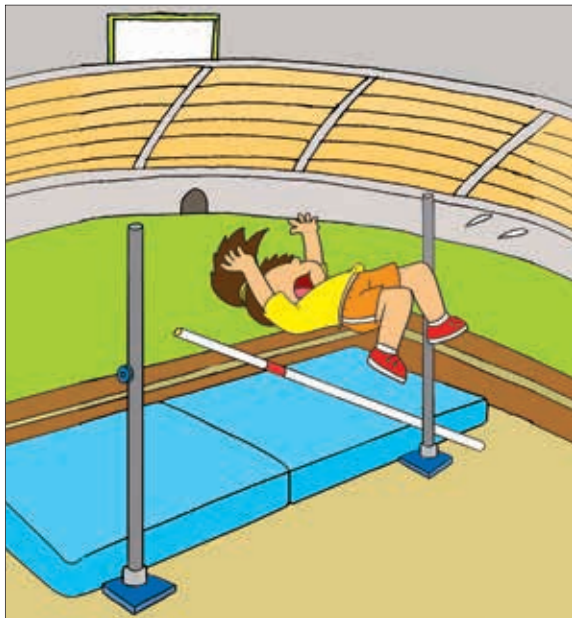




**3 Listen and say.** 




**A:** Can you run fast?  
**B:** Yes, I can.



**A:** Can you jump high?  
**B:** No, I can't.

**4 Practise.** 

**A:** I can jump high. Can you?  
**B:** Yes, I can. / No, I can't.





# MODULE 5



## Unit 2 Can Sam play football?

### 1 Listen and chant.



Can you swim?  
Can you fly a kite?  
Can you skate?  
Can you ride a bike?

### 2 Listen and say.



**3 Point and say.** 


Amy can't run fast.



**4 Listen and say. Then sing.** 



**CAN I HELP YOU?**





## 5 Throw and say.



A: Can you...?

B: Yes, I can. / No, I can't.

✓	X	✓
X	✓	X
✓	✓	✓

## 6 Ask, answer and do.



Make a survey and join the clubs.

Can you swim?

Yes, I can.

Swimming

We can swim. Look!  
We're swimming.





# MODULE 6


## Unit 1 Can I have some sweets?

1 Listen, point and say.




2 Listen, point and find "can".








**3 Listen and say.** 



**4 Practise.** 

**A:** Can I have some...?

**B:** Yes, you can. / Sorry, you can't.





# MODULE 6



## Unit 2 Happy Halloween!

### 1 Listen and chant.

Trick or treat!  
Give me a sweet.  
Happy Halloween!  
Here are your sweets.



### 2 Listen and say.





**3 Look, listen and answer.**

**Tape:** Can I have some sweets, please?

**Class:** Yes, you can.

**Tape:** Can I have some milk, please?

**Class:** Sorry, you can't.



**4 Listen and say. Then chant.**




Can I have some soup?  
Can I have some fruit?  
Yes, you can.

Yes, you can.  
And you can have some rice.  
They're all very nice.





## 5 Draw, ask and answer.



## 6 Ask, answer and do.



*Have a cold food party in class.*






# MODULE 7


## Unit 1 There is a horse in this photo.

### 1 Listen and chant.

Look at the photo.  
There is a horse.  
And there is a girl.  
She is riding the horse.



### 2 Listen, point and find "There is..."








3 Listen and say. 4 Practise. 

There is a boy.  
He's flying a kite.





# MODULE 7




## Unit 2 There are twelve boys on the bike.

### 1 Listen, point and say.



### 2 Listen and say.



3 Point and say. 

There are two cats. They're climbing a tree.

4 Listen and say. Then sing. 

## THREE GREEN PARROTS



There are three green parrots  
two green parrots  
one green parrot



standing in the tree. There are three green parrots  
standing in the tree. There are two green parrots  
standing in the tree. There is one green parrot



standing in the tree. Now one green parrot  
standing in the tree. Now one green parrot  
standing in the tree.



Now the green parrot



accidentally falls. There are  
accidentally falls. There is  
accidentally falls. There is no green parrot




standing in the tree.





## 5 Look, remember and say.



There are two girls. They're rowing a boat.



No, they're playing chess.

## 6 Do and say.



There is a lion in the photo. It's running fast.






# MODULE 8

## Unit 1 We're going to visit Hainan.

### 1 Listen and chant.

I'm going to visit the zoo.  
 I'm going to go with you.  
 I'm going to eat some fruit,  
 and drink some juice too.




### 2 Listen, point and find "going to".

Time for bed,  
 children.

We're going  
 to visit Hainan tomorrow.








3 Listen and say. 

I'm going to visit my grandma.



We're going to swim.

4 Practise. 



# MODULE 8

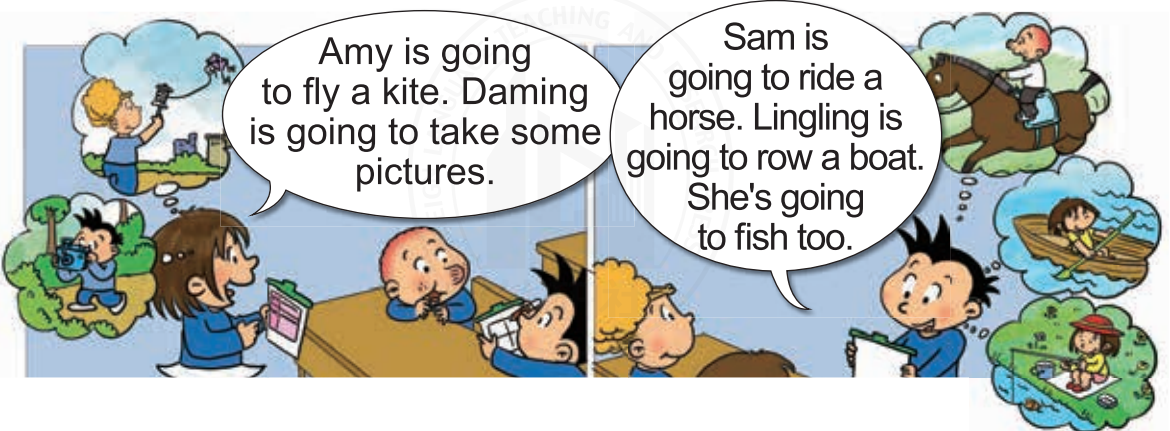



## Unit 2 Sam is going to ride a horse.

### 1 Listen, point and say.



### 2 Listen and say.



3 Point and say. 4 Listen and say. Then sing. 

## THE ZOO

The zoo, the zoo, the  
 zoo, we're going to visit the  
 zoo. And you? And you? And  
 you? You can come  
 too.





## 5 Look and say.



## 6 Do and say.





# MODULE 9

## Unit 1 Are you going to run on sports day?


### 1 Listen and chant.




### 2 Listen, point and find "Are you going to...?"







**3 Listen and say.** 



**4 Practise.** 






# MODULE 9



## Unit 2 I'm going to do the high jump.

### 1 Listen, point and say.



### 2 Listen and say.



**3 Look, ask and answer.**



**A:** What are you going to do?

**B:** I'm going to...



**4 Listen and say. Then chant.**



I'm training for sports day.  
I'm training every day.  
I'm going to run  
and I'm going to win.  
I'm training every day.

Come on, come on!  
Good luck, good luck!  
Good luck on sports day!





## 5 Guess and say.



## 6 Ask, answer and do.



Make a plan for sports day.

Sports	football	basketball	swimming	long jump	high jump	100 metres	200 metres
Sue		✓					
Jim				✓			
...							





# MODULE 10

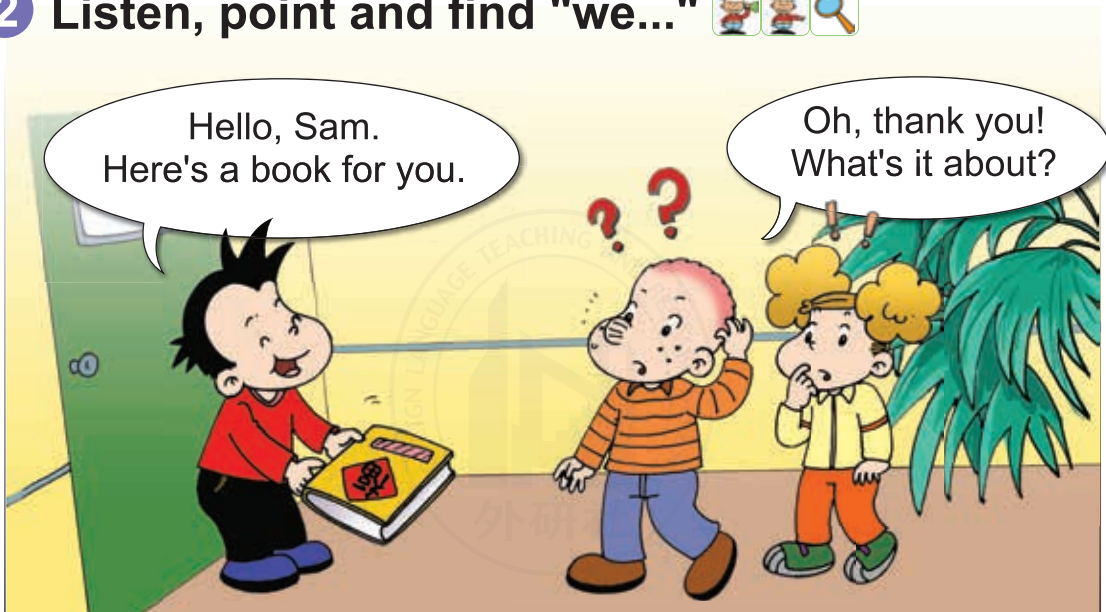
## Unit 1 We have a big family dinner.

### 1 Listen and chant.


Happy New Year!  
 Happy New Year!  
 Happy Chinese New Year!  
 Spring Festival!  
 Spring Festival!  
 Happy Spring Festival!



### 2 Listen, point and find "we..."









**3** Listen and say. 



At the Spring Festival, we have a big family dinner.  
We say, "Happy New Year!"

**4** Practise. 

At the Spring Festival, we have...





# MODULE 10



## Unit 2 Merry Christmas!

### 1 Listen, point and say.



### 2 Listen and say.



At Christmas,...



**3 Do and say.** 

*Make a card.*




**4 Listen and say. Then sing.** 



**WE WISH YOU A MERRY CHRISTMAS**




We wish you a merry Christmas. We



wish you a merry Christmas. We wish you a merry



Christmas and a happy new year. We wish you a merry



Christmas and a happy new year.







**5 Look and remember. Then ask and answer.**

**A:** Does Daming eat peanuts at Christmas?

**B:** No, he doesn't.



**6 Do and say.**



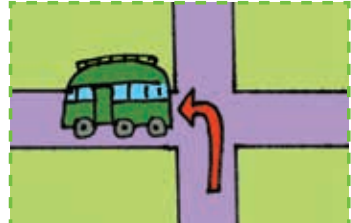
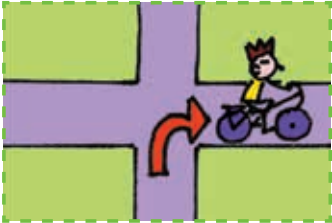
*Make a poster and talk to the class about your Spring Festival.*



**1** Listen and point. Then point and say.



He's going up the hill.



**2** Look, point and say.



A: What are they doing?

B: They're...



# REVIEW MODULE

Unit  
**1**

## 3 Read and circle. Then ask and answer.



**A:** Can you run fast?

**B:** Yes, I can. / No, I can't.

Can you...		Answer
run fast?		<input type="radio"/> <input type="radio"/>
play chess?		<input type="radio"/> <input type="radio"/>
swim?		<input type="radio"/> <input type="radio"/>
draw a dragon?		<input type="radio"/> <input type="radio"/>
make a cake?		<input type="radio"/> <input type="radio"/>
play football?		<input type="radio"/> <input type="radio"/>
jump high?		<input type="radio"/> <input type="radio"/>

## 4 Listen and match. Then point and say.




Tom is going to ride a bike.

1 2 3 4 5 6

A dashed orange line connects the boy's face (1) to the bicycle icon.

**1** Look, ask and answer. 

A: How much is the pen?  
B: It's seven yuan.



**2** Ask and find the answer. 

A: Can I have some...?  
B: Yes, you can. / Sorry, you can't.






### 3 Listen and point. Then point and say.



This is Lingling's family. Mum is making a cake...



### 4 Say and guess.



A: He's playing football with Daming.

B: Sam!



# Words and Expressions in Each Module

## Module 1

straight 直地; 直线地  
go straight on 直着走  
left 左边; 向左; 左边的  
right 右边; 向右; 右边的  
\*lost 迷路的  
live 居住  
No. (number的缩写) 第……号  
street 大街, 街道  
excuse me 对不起, 打扰一下  
turn left 向左转  
turn right 向右转  
next to 紧靠……旁边, 贴近  
supermarket 超市  
beside 在……旁边, 在……附近  
cinema 电影院  
so much 十分, 非常  
You're welcome! 不客气!  
station 车站  
train 火车  
hill 小山  
near 接近, 临近  
house 房屋

## Module 2

read 读, 阅读  
running 跑步  
these 这些  
picture 照片  
take 拍摄  
take pictures 照相  
children (child的复数形式) 孩子们  
listen 听  
listen to 听  
talk 说话, 交谈  
talk to 和……交谈  
China 中国

## Module 3

kid 小孩  
get on 上(车)  
can 能够, 会  
see 看到

lots of 许多  
interesting 有趣的  
thing 东西, 物品; 事情  
people 人, 人们  
row 划(船)  
\*dragon 龙  
boat 船  
dragon boat 龙舟  
men (man的复数形式) 男人  
between 在……之间, 在中间  
chess 国际象棋  
play chess 下国际象棋  
drink 喝, 饮  
soya milk 豆浆  
clock 钟  
hungry 饥饿的  
Me too. 我也一样。  
draw 画  
jump 跳  
sing 唱歌  
dance 跳舞

## Module 4

want 想要  
some 一些  
juice 果汁  
ice 冰, 冰块  
also 也, 还  
food 食物  
fast food 快餐  
make 制作  
tomato 番茄, 西红柿  
egg 鸡蛋  
potato 马铃薯, 土豆  
How much...? ……多少钱?  
flower 花  
dumpling 水饺  
help 帮助, 帮忙  
buy 买

## Module 5

run 跑, 奔跑  
fast 快, 快速地





sky 天, 天空  
high 高高地  
winner 获胜者  
far 远  
afraid 恐怕  
strong 健壮的  
star 明星

## Module 6

sweets (常复) 糖果  
soup 汤  
sorry 抱歉, 对不起  
bread 面包  
dark 黑暗的  
well (语气词) 唔, 噢  
turn on 打开  
light 灯  
Halloween 万圣节前夕  
trick or treat 不请吃就捣蛋  
give 给  
come in 进来  
of course 当然

## Module 7

there is 有, 存在  
horse 马  
there are 有, 存在  
have a look 看一看  
sheep 羊, 绵羊  
vegetable 蔬菜  
climb 爬, 攀爬  
face 脸, 面孔  
fruit 水果  
chicken 鸡  
bear 熊  
pig 猪

## Module 8

visit 参观; 拜访  
tomorrow 明天

plane 飞机  
get up 起床  
o'clock .....点钟  
from 从.....来, 来自  
sea 大海  
\*swimsuit 游泳衣  
sock 短袜  
fish 钓鱼  
hooray (表示激动与高兴的  
呼喊声) 好, 好哇

## Module 9

sports day 运动日  
win 胜利, 取胜  
month 月  
hundred 一百 (100)  
metre 米 (长度单位)  
every 每个, 每一  
day 一天, 一日  
luck 运气  
good luck 祝你好运  
come on 加油  
high jump 跳高  
long jump 跳远  
How about...? .....怎么样?  
subject 学科, 科目

## Module 10

family 家, 家庭  
dinner 晚餐, 正餐  
year 年份  
New Year 新年  
Chinese 中国的  
festival 节日  
the Spring Festival 春节  
I see. 我明白了。  
\*peanut 花生  
\*merry 愉快的  
Christmas 圣诞节  
Merry Christmas! 圣诞快乐!

注: 黑体词为义务教育英语课程标准二级词汇, 标有\*的词为五级词汇表外的词汇



# Word List

## Aa

**afraid** 恐怕  
**also** 也, 还

## Bb

**bear** 熊  
**beside** 在……旁边, 在……附近  
**between** 在……之间, 在中间  
**boat** 船  
    dragon boat 龙舟

**bread** 面包

**buy** 买

## Cc

**can** 能够, 会  
**chess** 国际象棋  
    play chess 下国际象棋  
**chicken** 鸡  
**children** (**child** 的复数形式)  
    孩子们  
**China** 中国  
**Chinese** 中国的  
**Christmas** 圣诞节  
**cinema** 电影院  
**climb** 爬, 攀爬  
**clock** 钟  
**come in** 进来  
**come on** 加油

## Dd

**dance** 跳舞  
**dark** 黑暗的  
**day** 一天, 一日  
**dinner** 晚餐, 正餐  
\***dragon** 龙  
**draw** 画  
**drink** 喝, 饮  
**dumpling** 水饺

## Ee

**egg** 鸡蛋  
**every** 每个, 每一  
**excuse me** 对不起, 打扰一下

## Ff

**face** 脸, 面孔  
**family** 家, 家庭  
**far** 远  
**fast** 快, 快速地  
**festival** 节日  
    the Spring Festival 春节  
**fish** 钓鱼  
**flower** 花  
**food** 食物  
    fast food 快餐  
**from** 从……来, 来自  
**fruit** 水果



## Gg

get on 上(车)  
get up 起床  
give 给

## Hh

Halloween 万圣节前夕  
have a look 看一看  
help 帮助, 帮忙  
high 高高地  
high jump 跳高  
hill 小山  
hooray (表示激动与高兴的  
呼喊声) 好, 好哇  
horse 马  
house 房屋  
How about...? .....怎么样?  
How much...? .....多少钱?  
hundred 一百(100)  
hungry 饥饿的

## Ii

I see. 我明白了。  
ice 冰, 冰块  
interesting 有趣的

## Jj

juice 果汁  
jump 跳

## Kk

kid 小孩

## Ll

left 左边; 向左; 左边的  
light 灯  
listen 听  
listen to 听  
live 居住  
long jump 跳远  
\*lost 迷路的  
lots of 许多  
luck 运气  
good luck 祝你好运

## Mm

make 制作  
Me too. 我也一样。  
men (man的复数形式) 男人  
\*merry 愉快的  
Merry Christmas! 圣诞快乐!  
metre 米(长度单位)  
month 月

## Nn

near 接近, 临近  
next to 紧靠.....旁边, 贴近  
No. (number的缩写) 第.....号



## Oo

o'clock .....点钟  
of course 当然

## Pp

\*peanut 花生  
people 人, 人们  
picture 照片  
pig 猪  
plane 飞机  
potato 马铃薯, 土豆

## Rr

read 读, 阅读  
right 右边; 向右; 右边的  
row 划(船)  
run 跑, 奔跑  
running 跑步

## Ss

sea 大海  
see 看到  
sheep 羊, 绵羊  
sing 唱歌  
sky 天, 天空  
so much 十分, 非常  
sock 短袜  
some 一些  
sorry 抱歉, 对不起  
soup 汤  
soya milk 豆浆  
sports day 运动日  
star 明星  
station 车站  
straight 直地; 直线地  
go straight on 直着走  
street 大街, 街道  
strong 健壮的  
subject 学科, 科目

supermarket 超市  
sweets (常复)糖果  
\*swimsuit 游泳衣

## Tt

take 拍摄  
take pictures 照相  
talk 说话, 交谈  
talk to 和……交谈  
there are 有, 存在  
there is 有, 存在  
these 这些  
thing 东西, 物品; 事情  
tomato 番茄, 西红柿  
tomorrow 明天  
train 火车  
trick or treat 不请吃就捣蛋  
turn left 向左转  
turn on 打开  
turn right 向右转

## Vv

vegetable 蔬菜  
visit 参观; 拜访

## Ww

want 想要  
well (语气词) 唔, 噢  
win 胜利, 取胜  
winner 获胜者

## Yy

year 年份  
New Year 新年  
You're welcome! 不客气!



# Words and Expressions in Songs and Chants

accidentally 意外地

all right 令人满意地，还不错地

as... as 尽可能……的

dream 梦

fall 下落，跌落

gently 缓慢地，轻柔地

homework 家庭作业

letter 信，书信

life 生活

march 齐步行进

merrily 愉快地，欢乐地

night 夜晚，夜间

pan 平底锅，烤盘

parrot 鹦鹉

stream 小溪

together 共同，一起

train 培训，训练

wish 祝愿

write 写，书写

## Proper Nouns

### Names

Lily 莉莉


### Places

UK 英国




# Reading for Pleasure

## Jack and the Beanstalk





# Reading for Pleasure



## Word List

Jack 杰克 (男子名)

beanstalk 豆茎

poor 贫穷的

sell 卖

cow 奶牛

rich 有钱的

market 市场

magic 有魔力的

bean 豆子

naughty 淘气的, 不听话的

giant 巨人

golden 金的

cut 砍断

# Project

## Skills

- 1 Make a ball out of paper. Use paper in different colours. 



- 2 In groups, throw the balls. 





# Project

## 3 Make a skill chart.

Write and draw things that you can and can't do well.

CAN

--	--	--

CAN'T

--	--	--



throw the ball high



dance



run fast



throw the ball far



sing



jump high

## 4 Now talk about your chart.



# 图例对照说明



answer



ask



chant



circle/  
draw/tick



do/make/mime/  
practise/throw



find



guess



listen



look/read



match



point



remember



say/talk



sing





## 后记

既名为“后记”，一般应该是本教材使用完毕后才看到的吧。

那么，同学们，你们喜欢这套教材吗？大明、玲玲以及他们的小伙伴们是否让你们喜爱上了英语，并且帮助你们掌握了一定的英语运用能力呢？如果是这样，那就太好啦！希望你们在以后的英语学习中继续大胆地开口说英语——课上说、课下说；继续积极地参与各项语言活动。一句话，你们要尽量主动使用英语来表达意思和做事情，这样才能把英语学好。

可敬的老师们，感谢你们的辛勤劳动，以及你们为国家英语课程改革付出的努力和做出的贡献。在修订本套教材的过程中，我们也充分考虑了英语课程改革以及一线教学的需求。修订后的教材更加突出了英语课程工具性和人文性的统一，优化了各册的结构设计和内容安排，以使教学脉络更加清晰、梯度更加合理。

为了在最大程度上保证教材与课程标准的契合，便于一线教学使用，所有参与本套教材编写的人员均付出了艰辛的努力。在此我想特别感谢我的编写团队，没有他们的努力与付出，就没有本教材的问世。

本册教材的主要编写人员如下：

Naomi Simmons（英） Carlos Barcenas（英）

Printha Ellis（英） Diana Pye（英）

张琦 兰虹 褚献华 张琪珊

你们的

二〇一二年春日





# New Standard English



绿色印刷产品

